

# Welcome to Simpl First Annual Community Event

The event will start at 9:00





# Simpl Annual Community Event

30 January 2025

# Keep in mind today

1. Hybrid event.
2. Comment and ask questions on Sli.do (code: 2151729)
3. Sessions are being recorded.
4. Remember to silence your phones.
5. Executive room available for brief calls in the morning.






# What does your badge mean?


## It's Simpl!



**White** - General interest



**Purple** - Simpl-Open



**Orange** - Simpl-Live



**Turquoise** - Simpl-Labs

Speakers

Attendees

**Pay attention to the color of participants' badges to connect with people who share your interests!**



# Welcome address

Introducing the Speaker



**Pearse O'Donohue**  
Director Future Networks  
DG CNECT European Commission

# Agenda

1. Welcome address	09:00 – 09:15	
2. Simpl: Enabling the dataspace ecosystem	09:15 – 10:00	
3. Showcasing Simpl-Open MVP	10:00 – 11:00	
4. Simpl-Labs PoC: Testing development and interoperability	11:30 – 12:00	Coffee break
5. Simpl-Live: Supporting data spaces with Simpl	12:00 – 12:45	
6. Workshop sessions, part A	14:00 – 15:00	Lunch
<ul style="list-style-type: none"><li>• Break-out 1: Unlocking Simpl-Open MVP: A Hands-On Exploration</li><li>• Break-out 2: Enabling value through Simpl</li></ul>		
7. Workshop sessions, part B	15:20 – 16:25	Coffee break
<ul style="list-style-type: none"><li>• Break-out 1: Unlocking Simpl-Open MVP: A Hands-On Exploration</li><li>• Break-out 2: Enabling value through Simpl</li></ul>		
8. Wrap up	16:40 – 17:00	Transition to the plenary room
9. Closing note	17:00 – 17:15	



European  
Commission





# Simpl: Enabling the data space ecosystem

Simpl Annual Community Event

# Simpl: Enabling the data ecosystem

Introducing the Speakers



**Manuel Mateo Goyet**

Acting Head of Unit Cloud and Software  
DG CNECT European Commission



**Bjoern Juretzki**

Head of Unit Data Policy and Innovation  
DG CNECT European Commission



**Jolanta Suarez**

Simpl Community and Engagement Manager,  
Sovereign-X



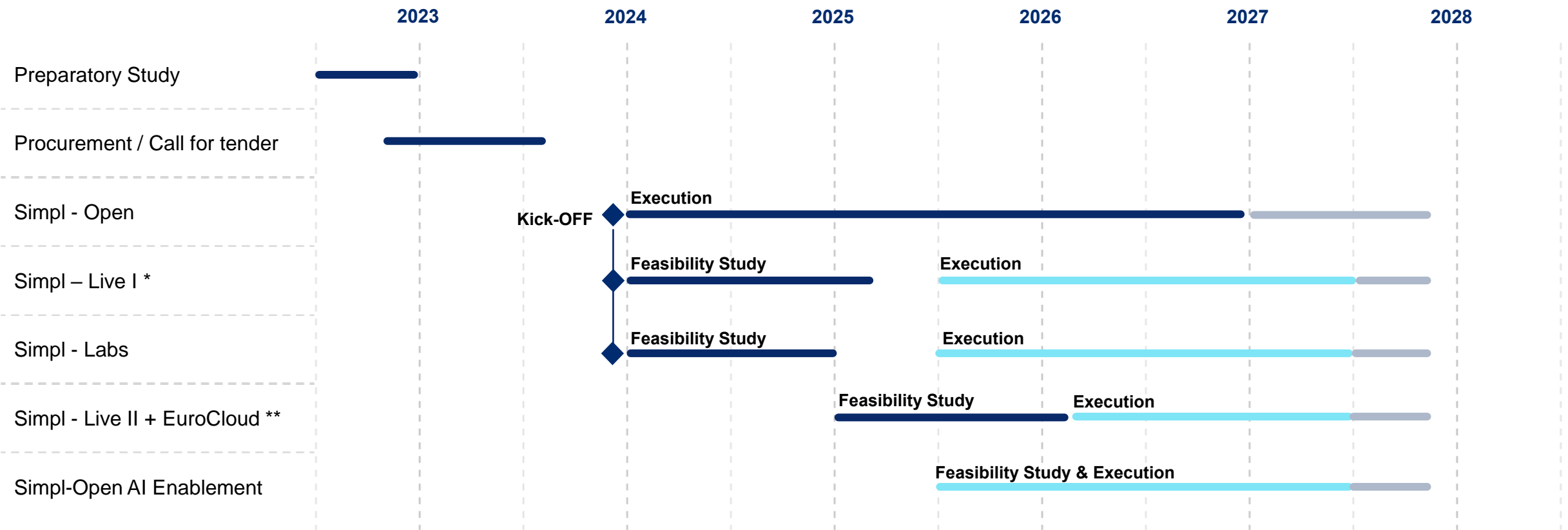
European  
Commission



# The Simpl Programme Roadmap

Simpl-Open, Simpl-Live, and Simpl-Labs

- Committed scope
- Possible Follow up - Implementation of Simpl Live/Labs; Simpl-Live Feasibility Studies for new data space initiatives
- Potential next step still to be validated



\* Data spaces included: PPDS, EHDS2, LDS, EOSC, DestinE, SCDS    \*\* Data spaces included: CEADS, GDDS, CEMDS, CEEDS



# Q&A

# Showcasing Simpl- Open Minimum Viable Product

Simpl Annual Community Event



Open



# Showcasing Simpl-Open Minimum Viable Product

Introducing the Speakers



**Dominique Roelants**  
Project Owner Simpl-Open,  
DG CNECT European Commission



**Nicolas Auricchio**  
Lead Architect Simpl-Open,  
Sovereign-X



**Melanie Mirjana Friedrich**  
IT Architect Simpl-Open,  
Sovereign-X



**Arian Firouzbackhsh**  
Data Space Architect Simpl-Open,  
Sovereign-X

# What is Simpl-Open?

Core middleware solution

## Simpl-Open

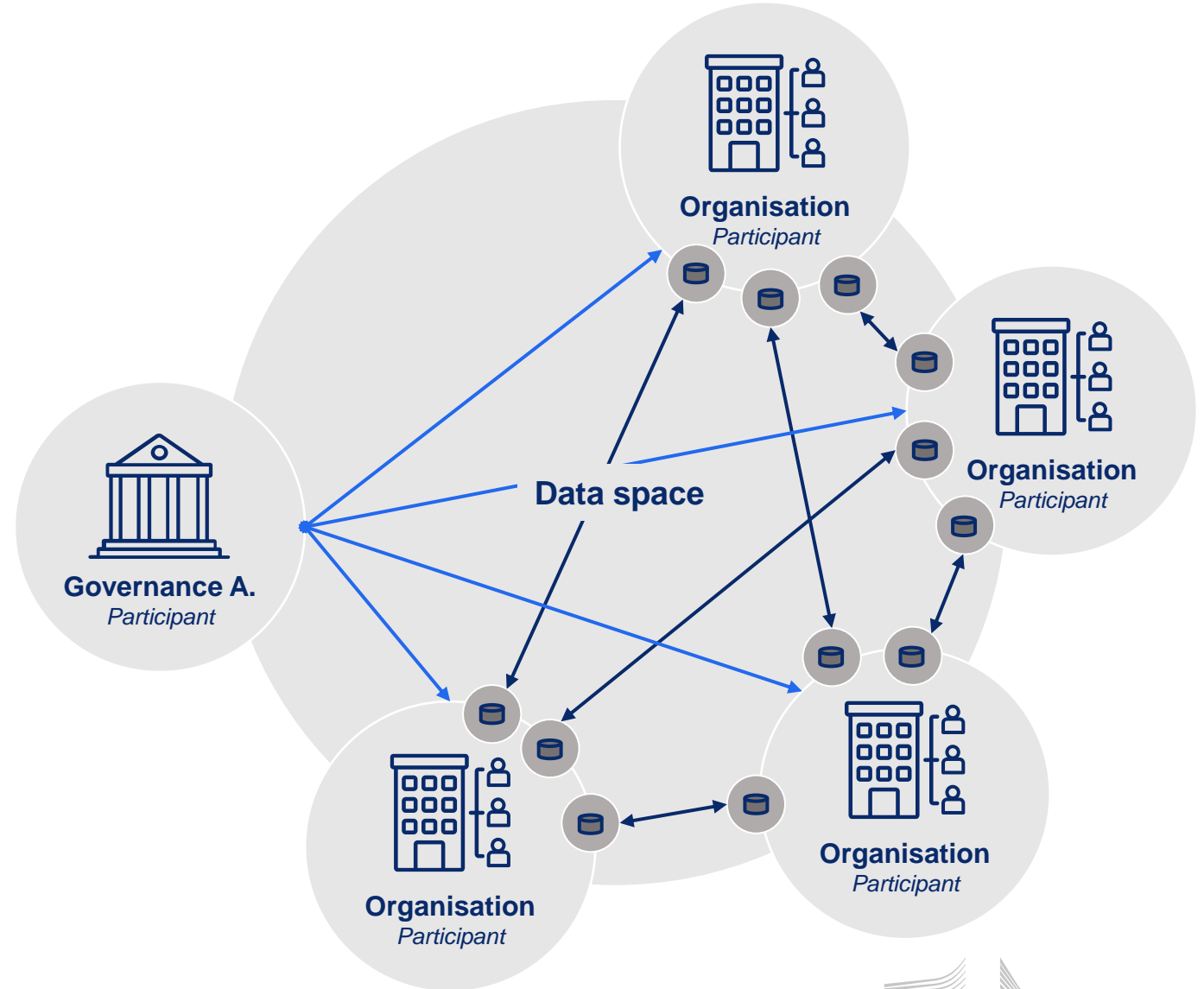
- Open-source
- Middleware
- Cloud to edge federations
- Enabling major data initiatives



# Data space fundamentals influencing Simpl-Open

## The data space context

- Data spaces are data & service sharing ecosystems.
- Technology and contracts need to work hand in hand to enforce proper data sharing.
- Simpl-Open brings new features that allow a stronger technology-based enforcement.





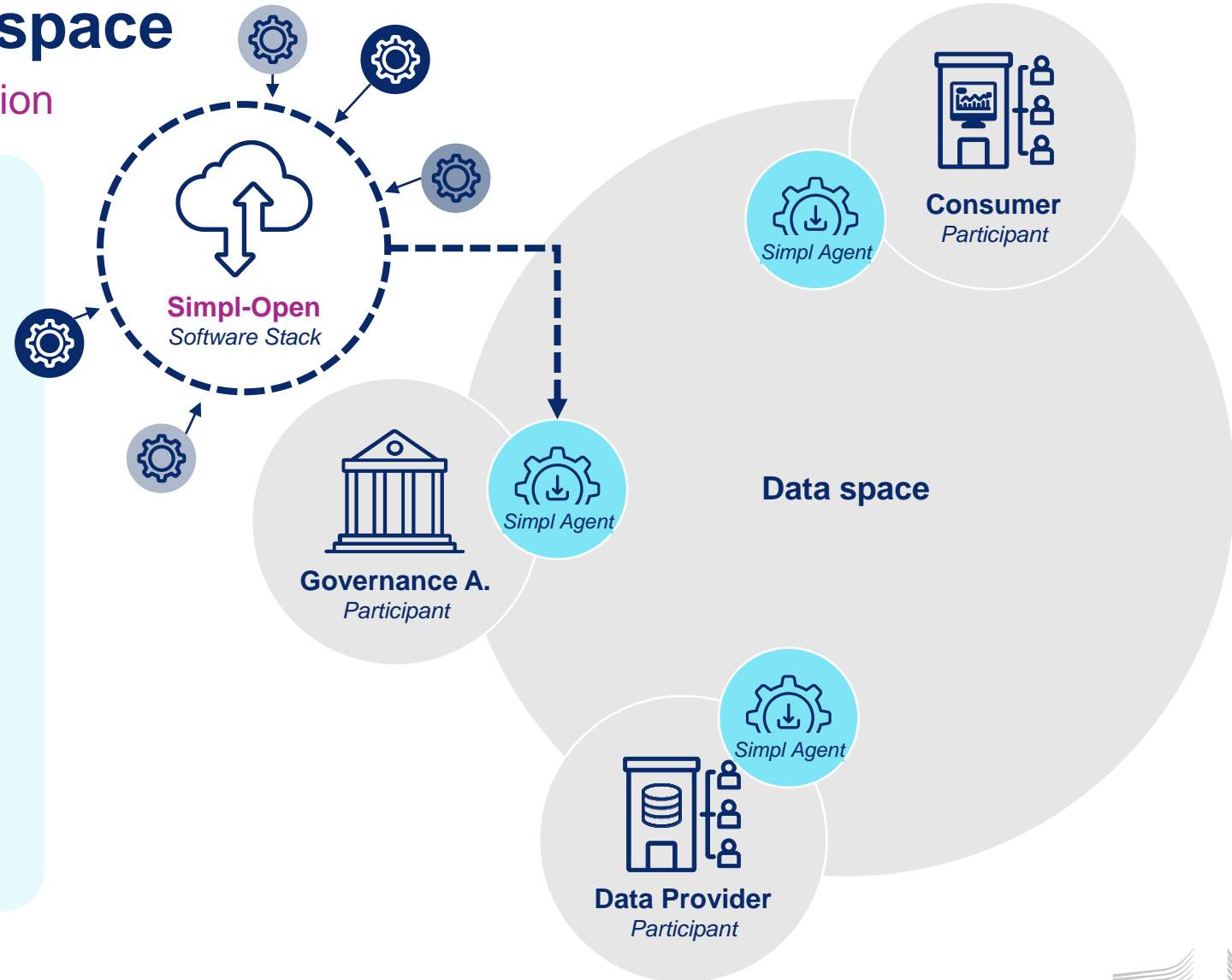
# Simpl-Open covers the full landscape of a data space

## Simpl-Open unique value proposition

### Reuse, develop, integrate:

#### Simpl-Open:

- Identifies suitable existing components.
- Develops from scratch missing components.
- Integrates them to simplify the deployment and set up of a data space.



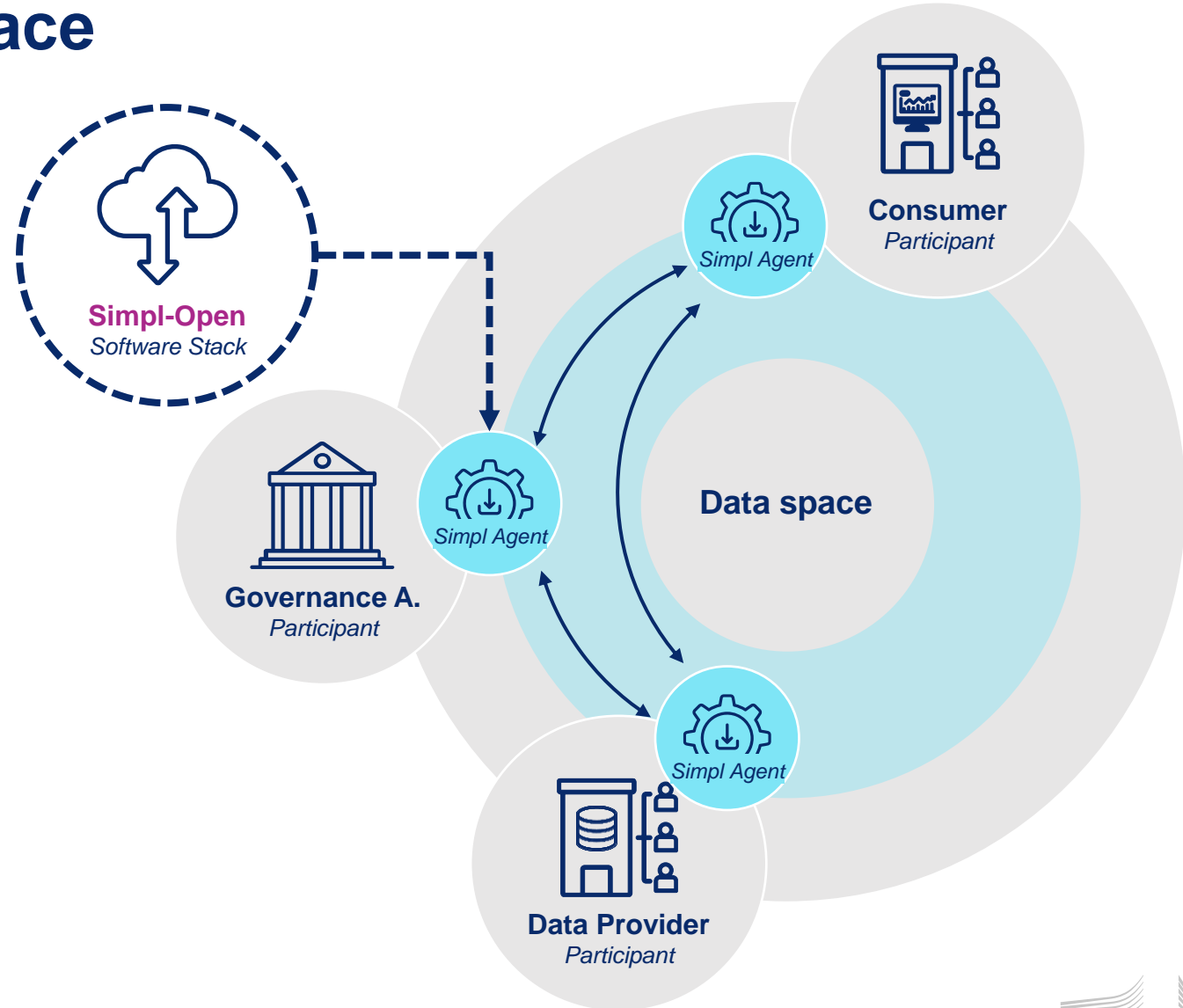
# Simpl-Open covers the full landscape of a data space

## Simpl-Open unique value proposition

**Reuse, develop, integrate:**

### **Engrained security:**

The set-up of Simpl-Open secure communication is part of the onboarding of new participants.



# Simpl-Open covers the full landscape of a data space

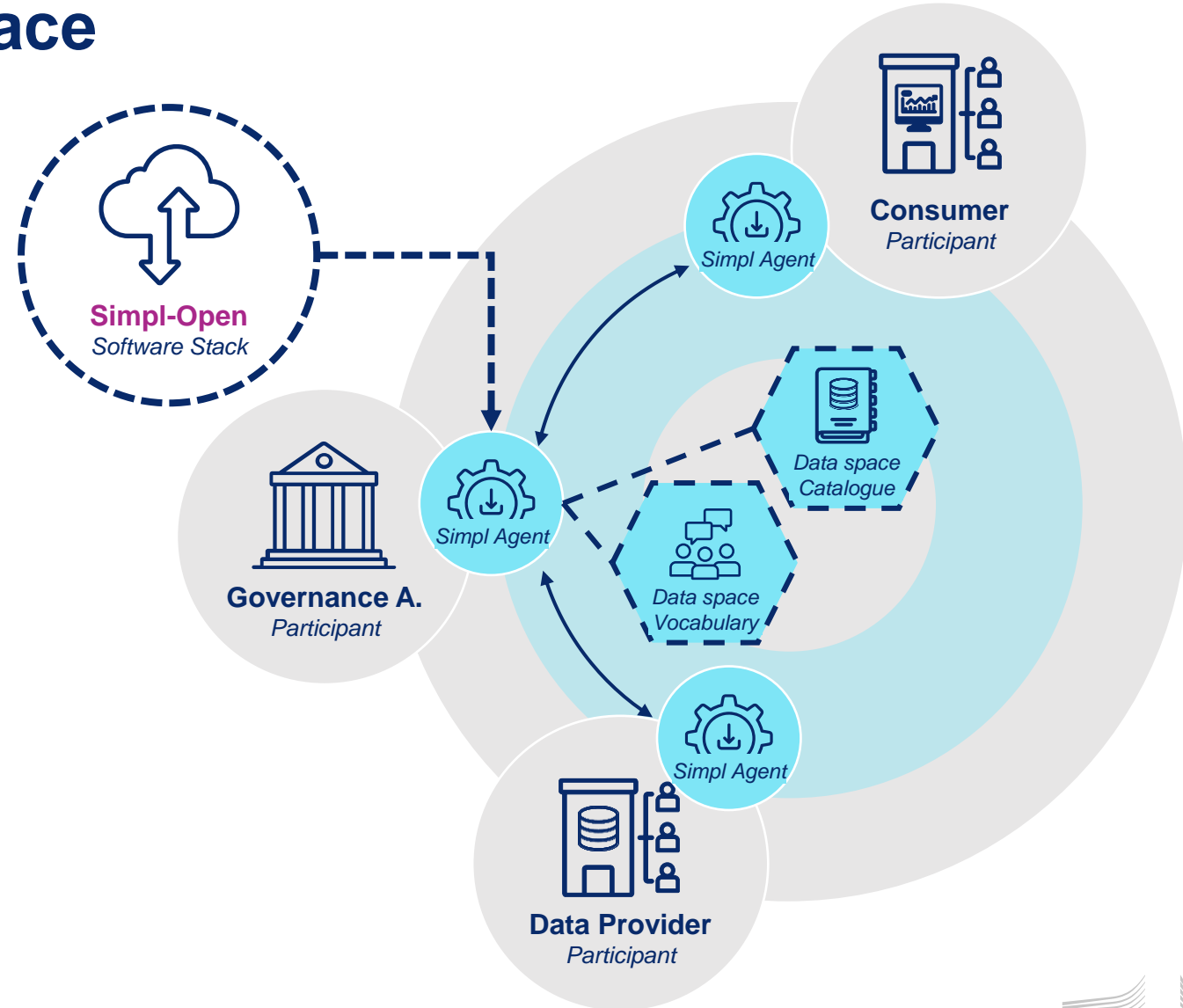
## Simpl-Open unique value proposition

Reuse, develop, integrate:

Engrained security:

Flexibility through configuration:

Each data space can configure numerous elements, such as the rules for onboarding, the definition of identity attributes, the metadata required for publishing datasets/services, etc.



# Simpl-Open covers the full landscape of a data space

## Simpl-Open unique value proposition

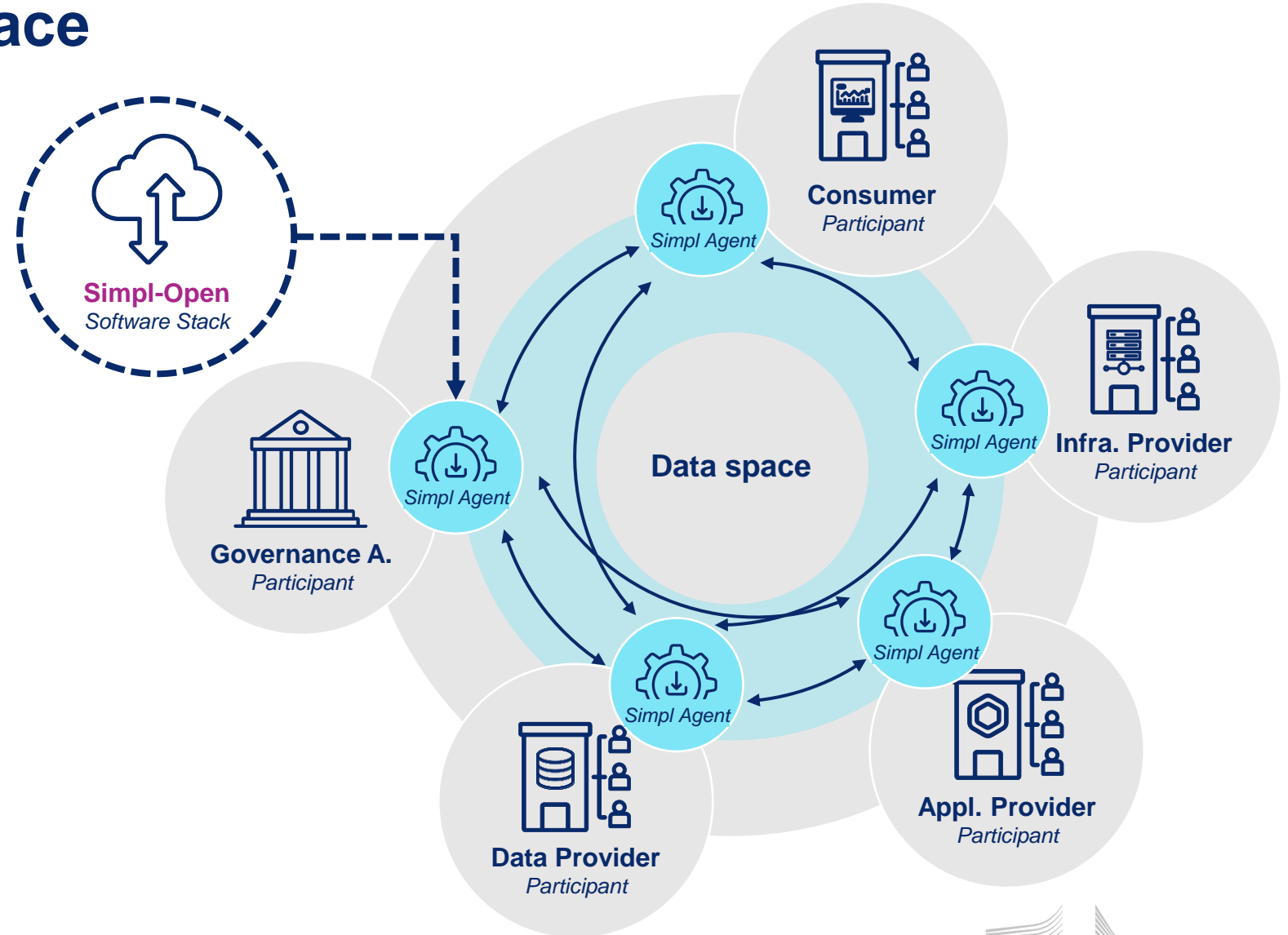
Reuse, develop, integrate:

Engrained security:

Flexibility through configuration:

### Inclusion of new types of providers:

Simpl-Open also considers Infrastructure and Application providers, enabling providers to bundle infrastructure, application and datasets as they see the need.





# Simpl-Open covers the full landscape of a data space

## Simpl-Open unique value proposition

Reuse, develop, integrate:

Engrained security:

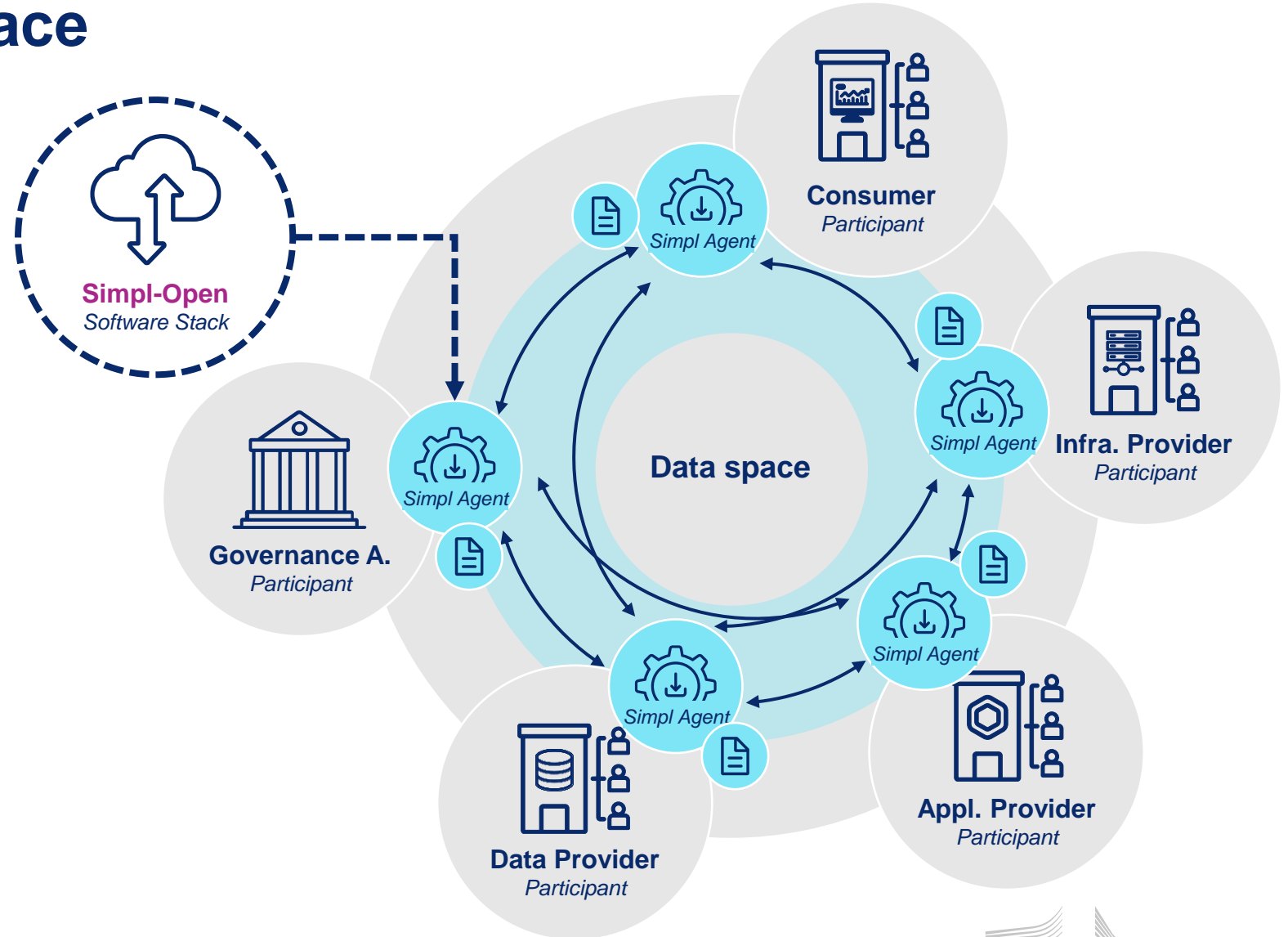
Flexibility through configuration:

Inclusion of new types of providers:

Improved data sovereignty:

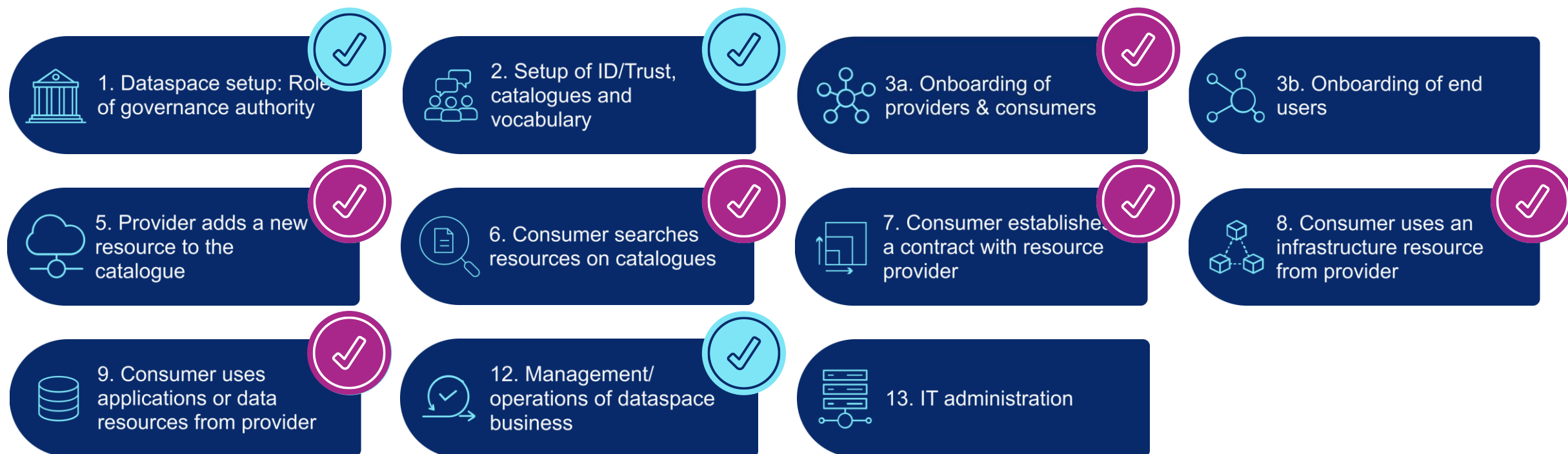
Simpl-Open provides the possibility to define access policies, usage policies and contracts.

Simpl-Open also enables custom data sharing alternatives.

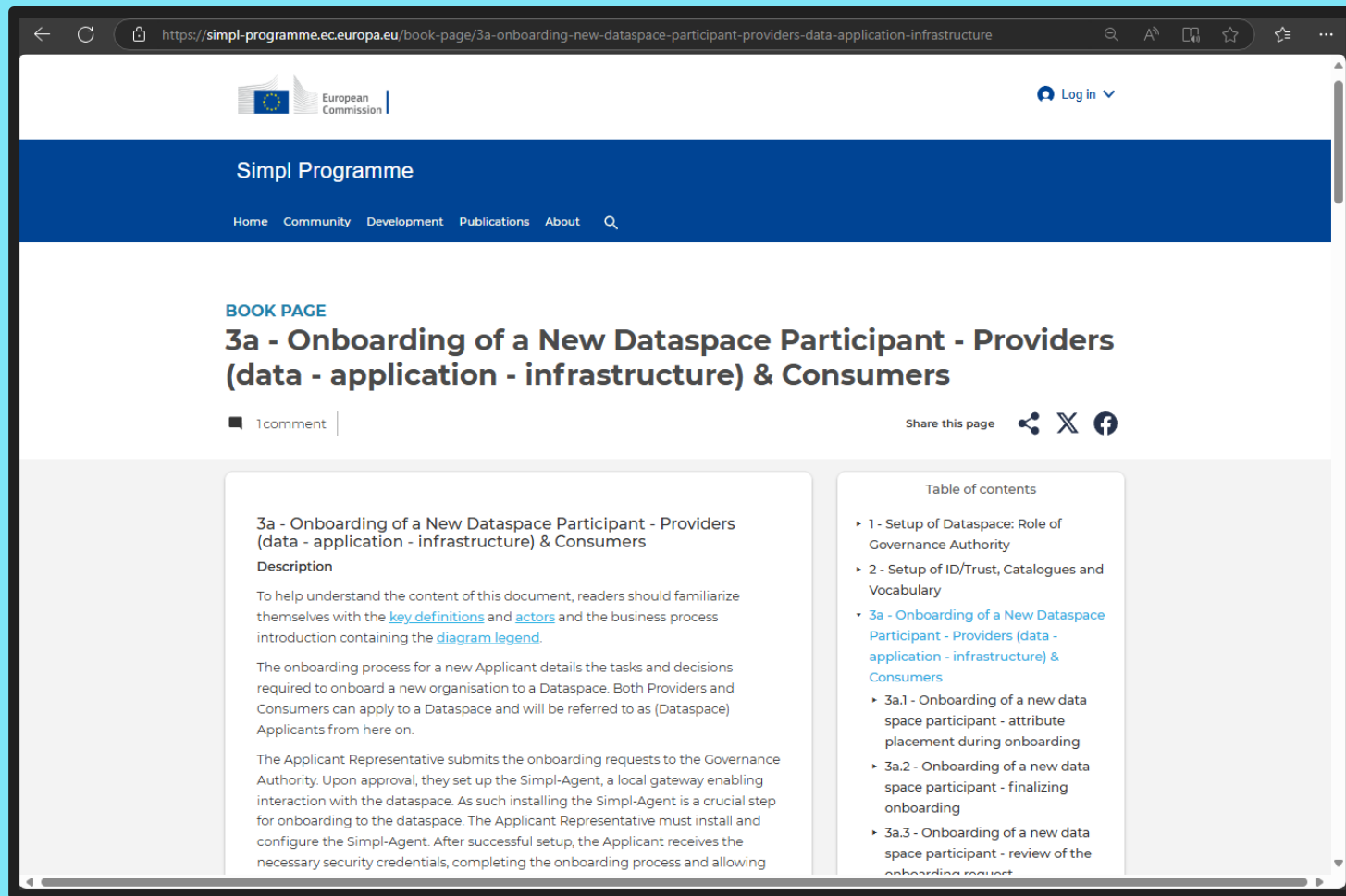


# Simpl-Open State of play

Business Processes partially covered by MVP release



● BP's covered in the MVP ● BP's covered in today's demo



# Explore the Business Processes in full and shape Simpl-Open with us

The Business Processes of Simpl-Open are available for review and feedback on the Simpl-Open website

The background is a dark blue field filled with a complex pattern of thin, colorful lines. These lines are primarily vertical but feature numerous U-shaped curves and loops. The colors of the lines include light blue, teal, orange, and magenta. Some lines terminate in small dots of the same color. The overall effect is a dense, organic, and somewhat futuristic visual texture.

# Minimum Viable Product

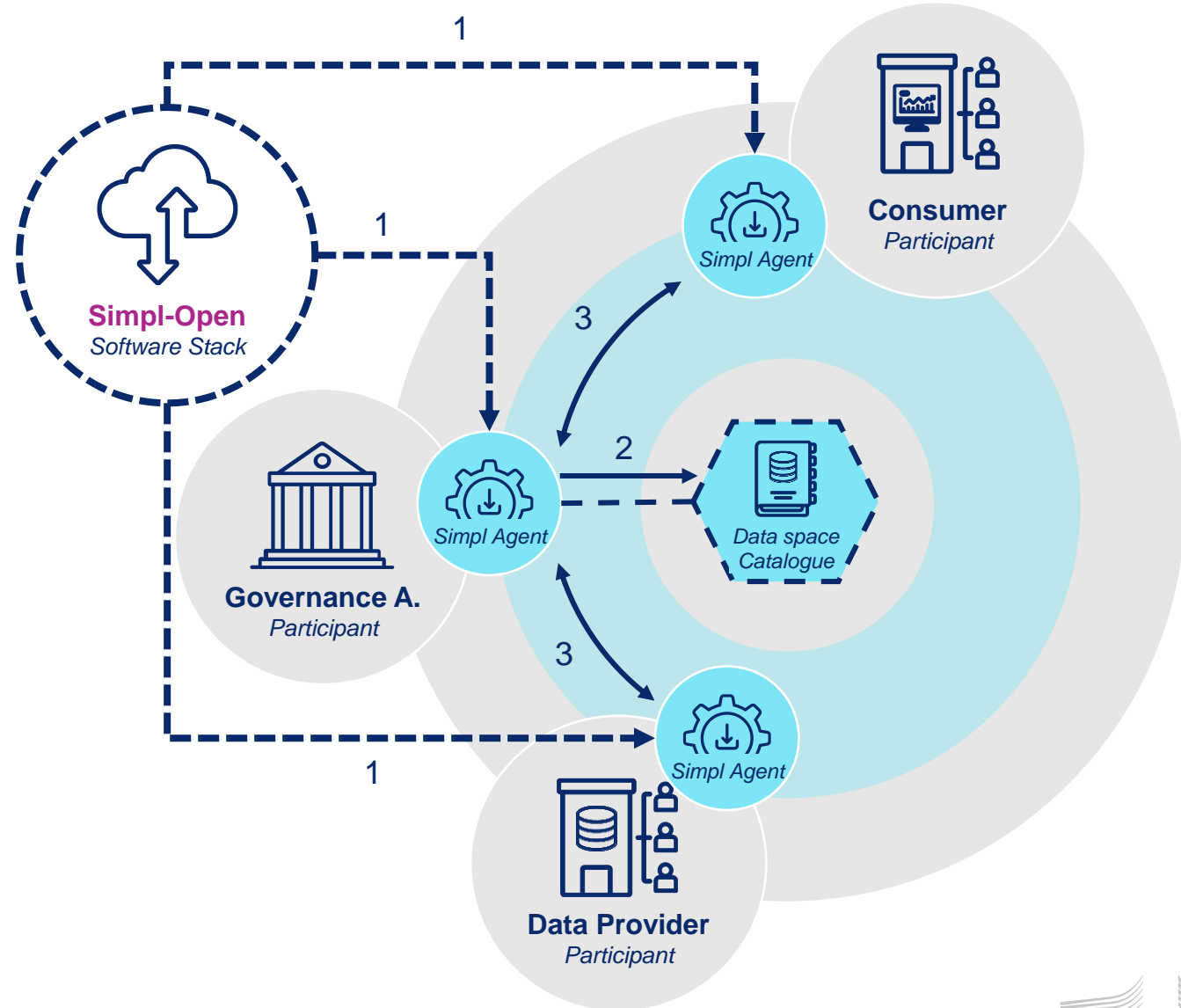
Demo



# Setup of the demo

## What has been prepared upfront

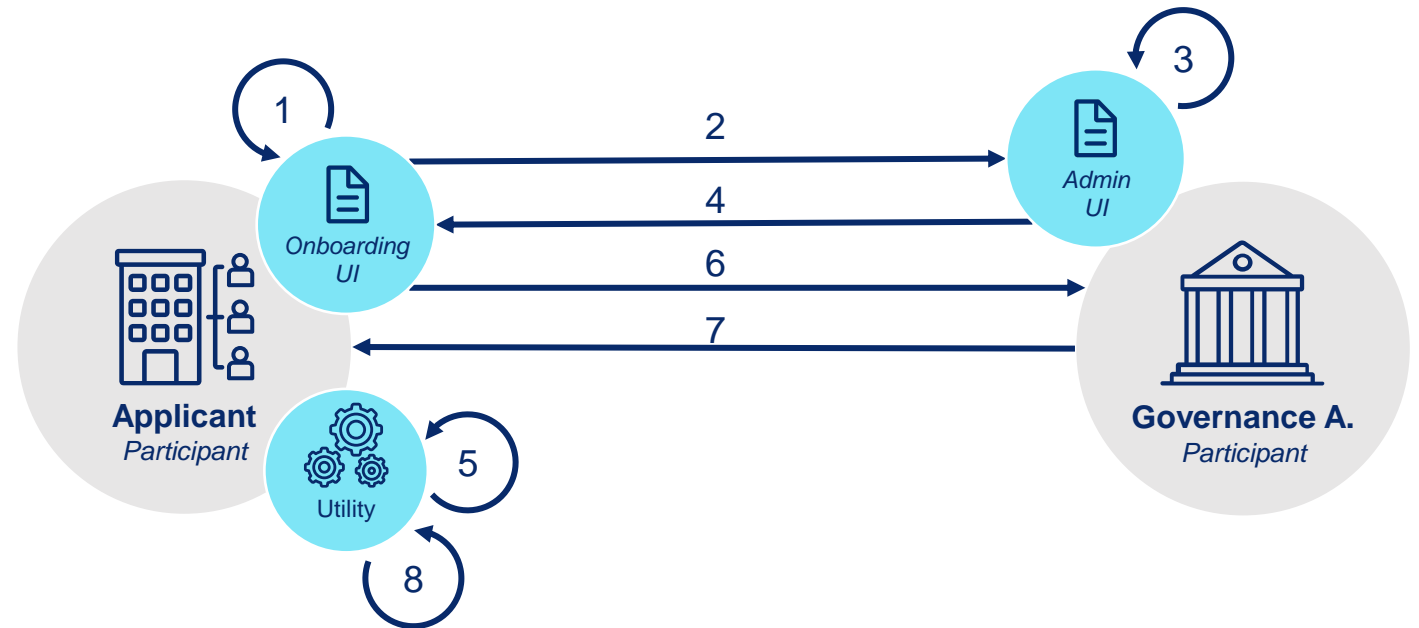
1. Simpl agents have been installed for the Governance Authority, a Provider and a Consumer.
2. Governance Authority configured the catalogue by loading the schema and vocabulary.
3. Consumer and Provider have been onboarded, received their security credentials and configured their agent with it.



# Onboarding

## Zoom into the process

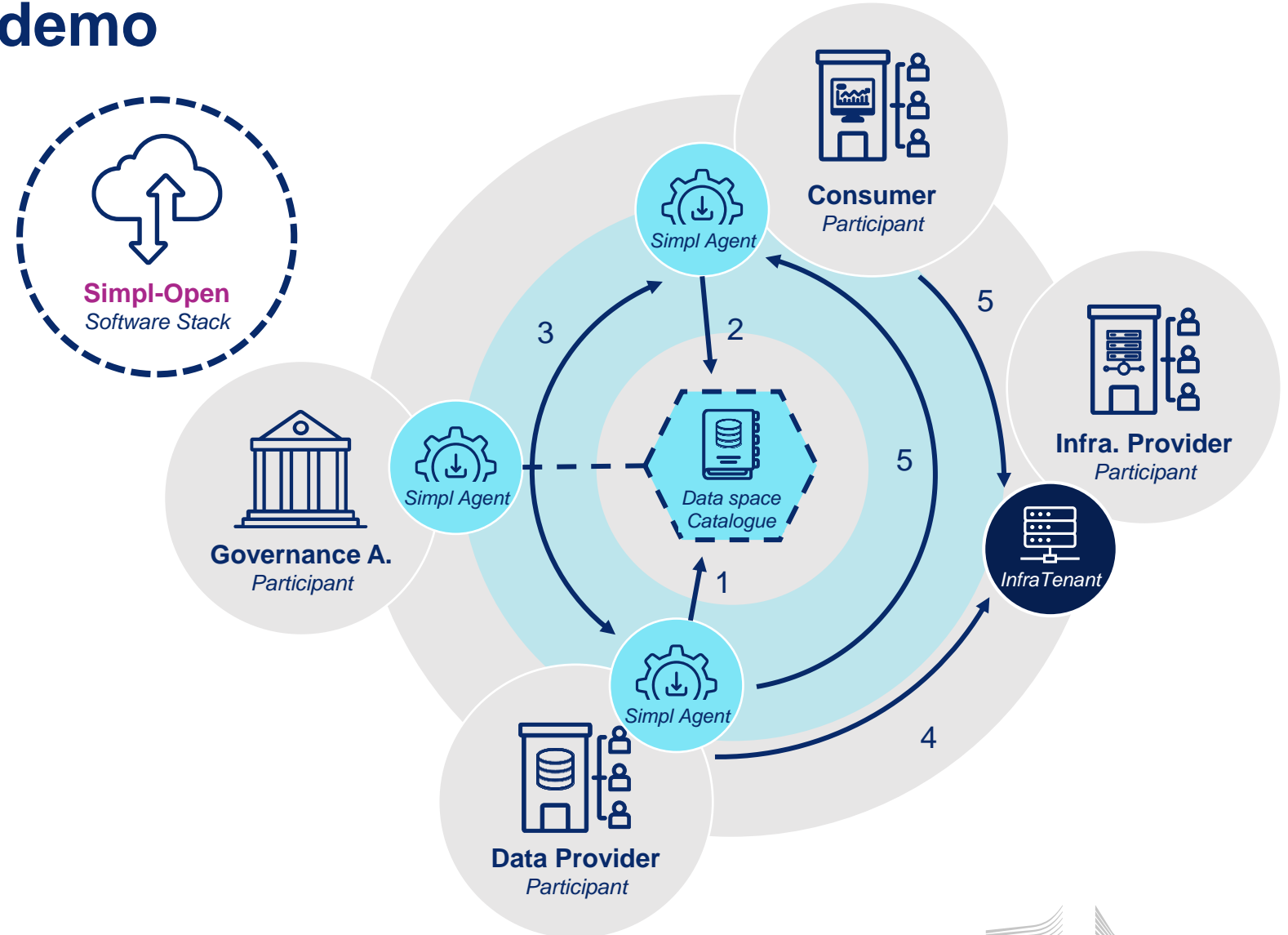
- Applicant prepares (1) and submits (2) an onboarding request.
- Governance Authority reviews (3) and approves/rejects the request (4).
- Applicant generates security credentials request (5).
- Applicant uploads security credentials request (6) and downloads signed credentials (7).
- Applicant configures security credentials in the agent (8).



# A bird-eye view on the demo

## What you will see in this demo

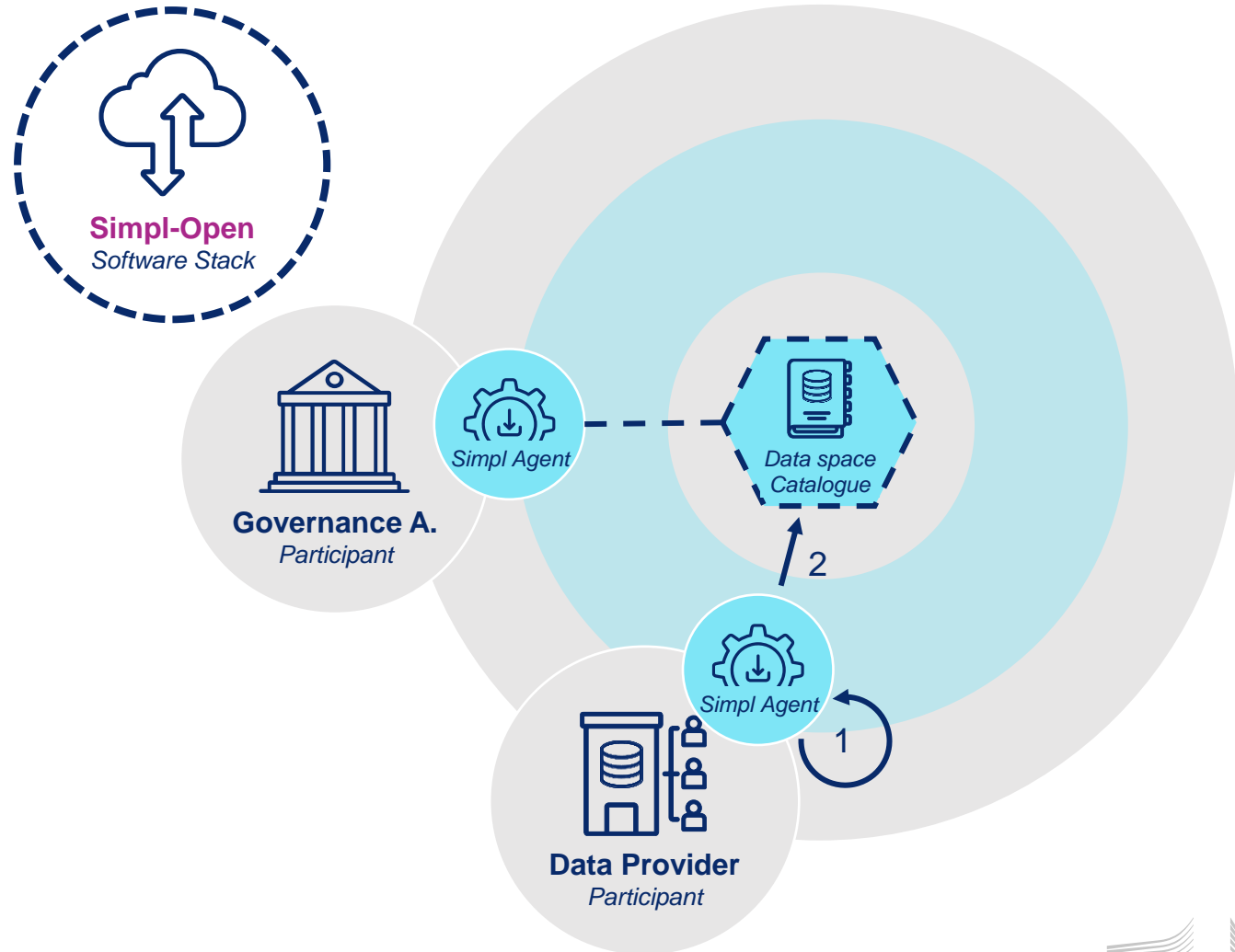
1. A provider publishes a service offering (combining data, application and infrastructure) to the catalogue.
2. A consumer discovers the service offering with its details from the catalogue.
3. The consumer establishes a contract with the provider to consume the service.
4. The provider provisions the resources (infrastructure tenant with data accessible through an application).
5. The consumer receives the access information and consumes the resource.



# Publication of a resource in the catalogue

## Simpl-Open MVP Demo

1. Data Provider prepares service offering (combining data, application and infrastructure) with the visual editor provided by the Simpl Agent.
2. Data Provider publishes the service offering on the data space catalogue.



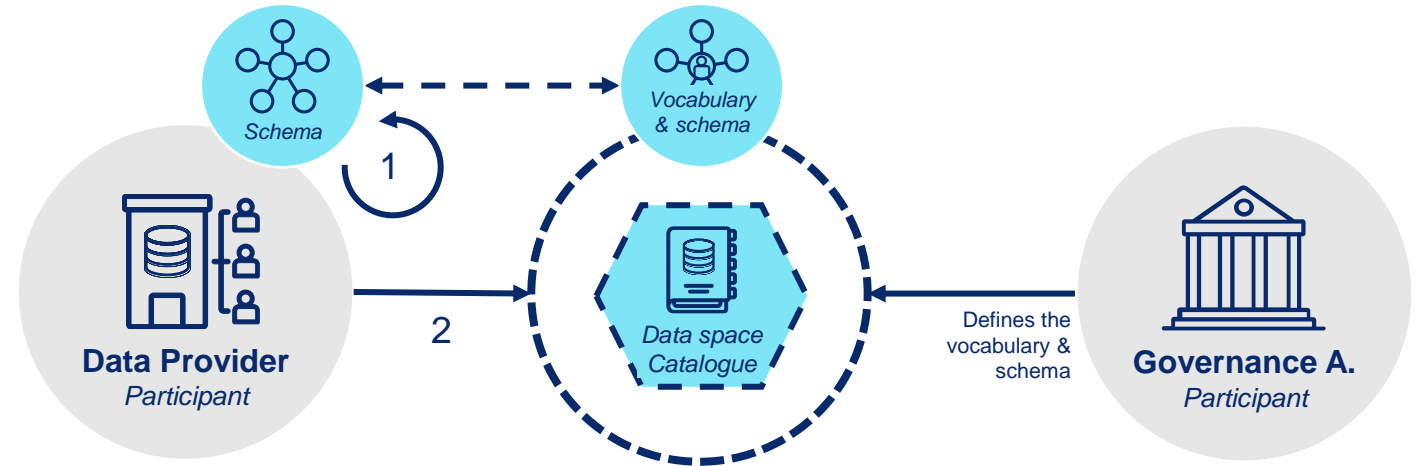
5. Provider adds a new resource to the catalogue



# Syntax & Semantic Validation

## Zoom into Validation

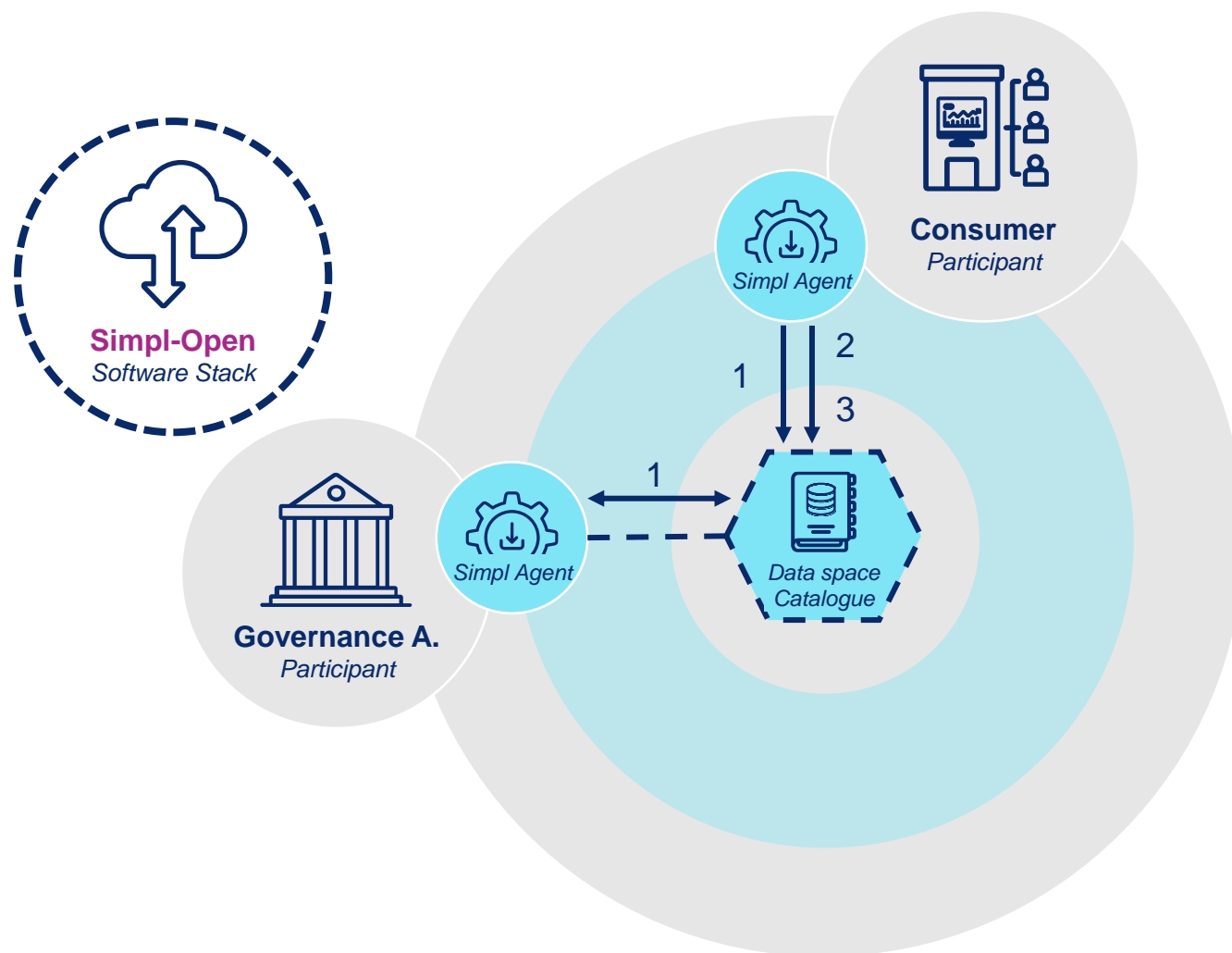
- Ensure Integrity and Consistency of the Resource Description in the Data Catalogue
- Syntax Validation: The data types and value constraints are validated
- Semantic Validation: Ensure conformance with vocabularies



# Search of resources in the catalogue

## Simpl-Open MVP Demo

1. Consumer logs-in with its credentials to the catalogue.
2. Consumer uses the quick search function to browse through service offerings.
3. Consumer consults a specific service offering description.

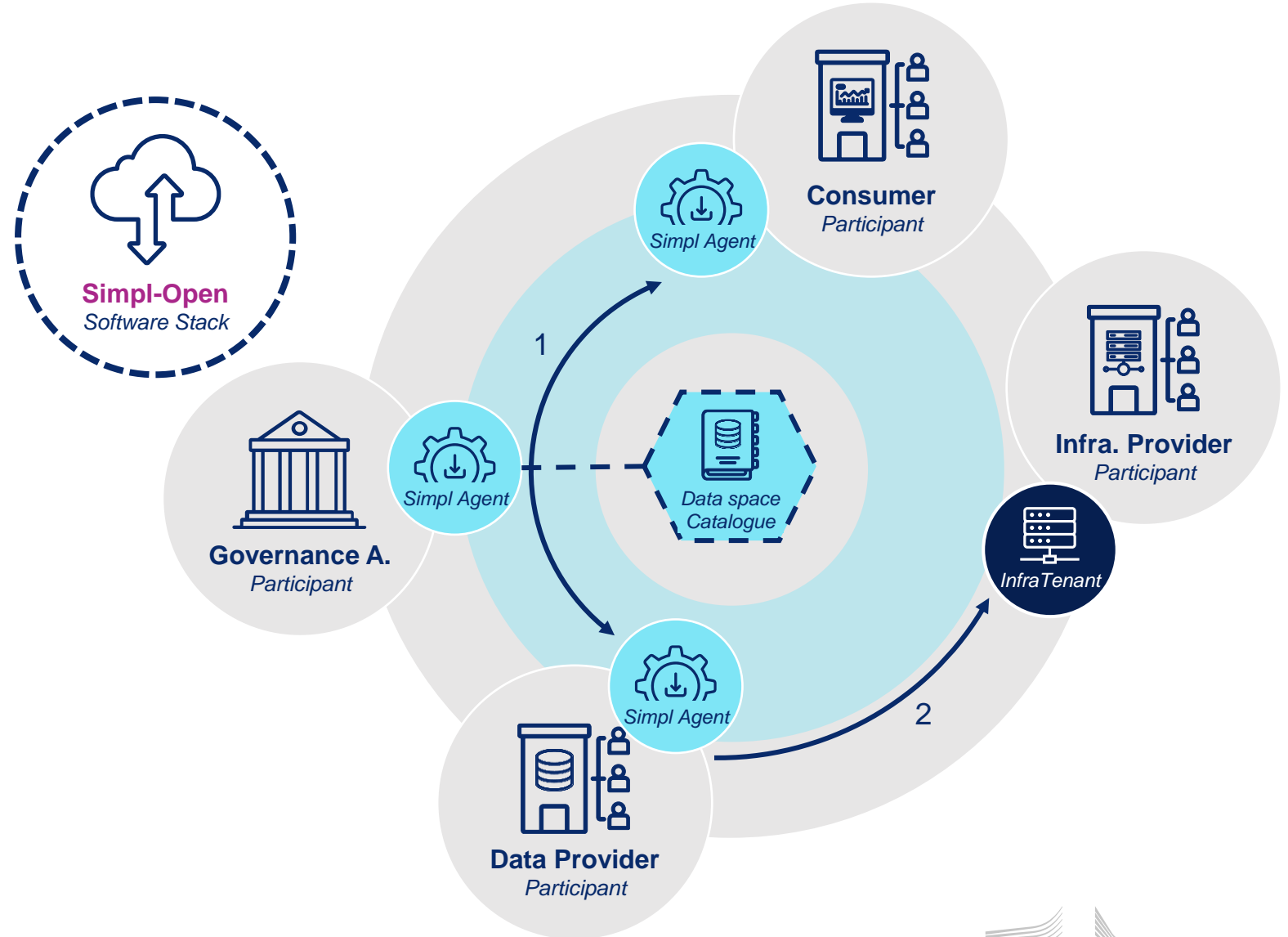


6. Consumer searches resources on catalogues

# Consumption of a bundled service (infra, data and application)

## Simpl-Open MVP Demo

1. Consumer requests the service offering from the Provider and establishes a contract.
2. Data Provider sets up a Virtual Machine on the cloud that runs a pre-configured analysis application.



7. Consumer requests the service offering from the Provider and establishes a contract.



8. Consumer uses an infrastructure resource from provider

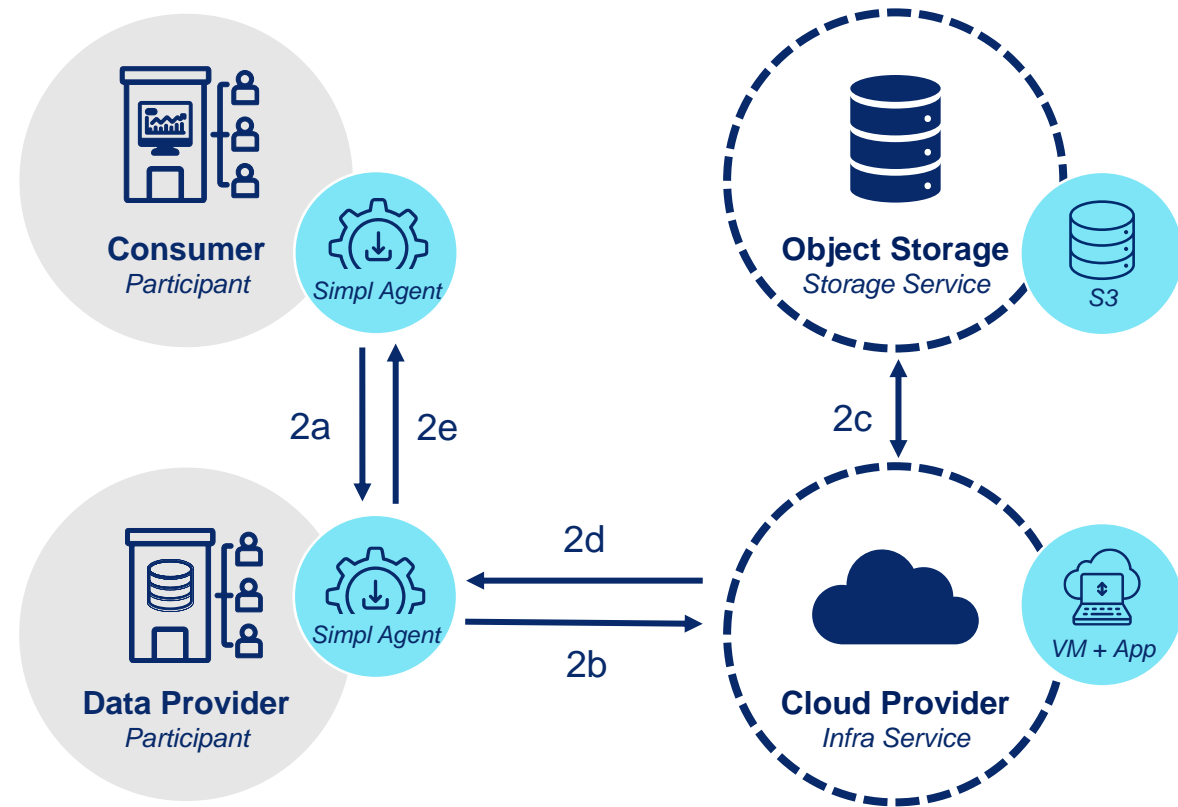


European  
Commission

# Multi-Cloud Sovereign Data & Service Sharing

## Zoom into service set-up (step 2)

- Provisioning of infrastructure resource on another cloud provider (multi-cloud).
- Assignment of Storage resource from Storage providers (multi-cloud)
- Deployment of applications on the provisioned infrastructure resource

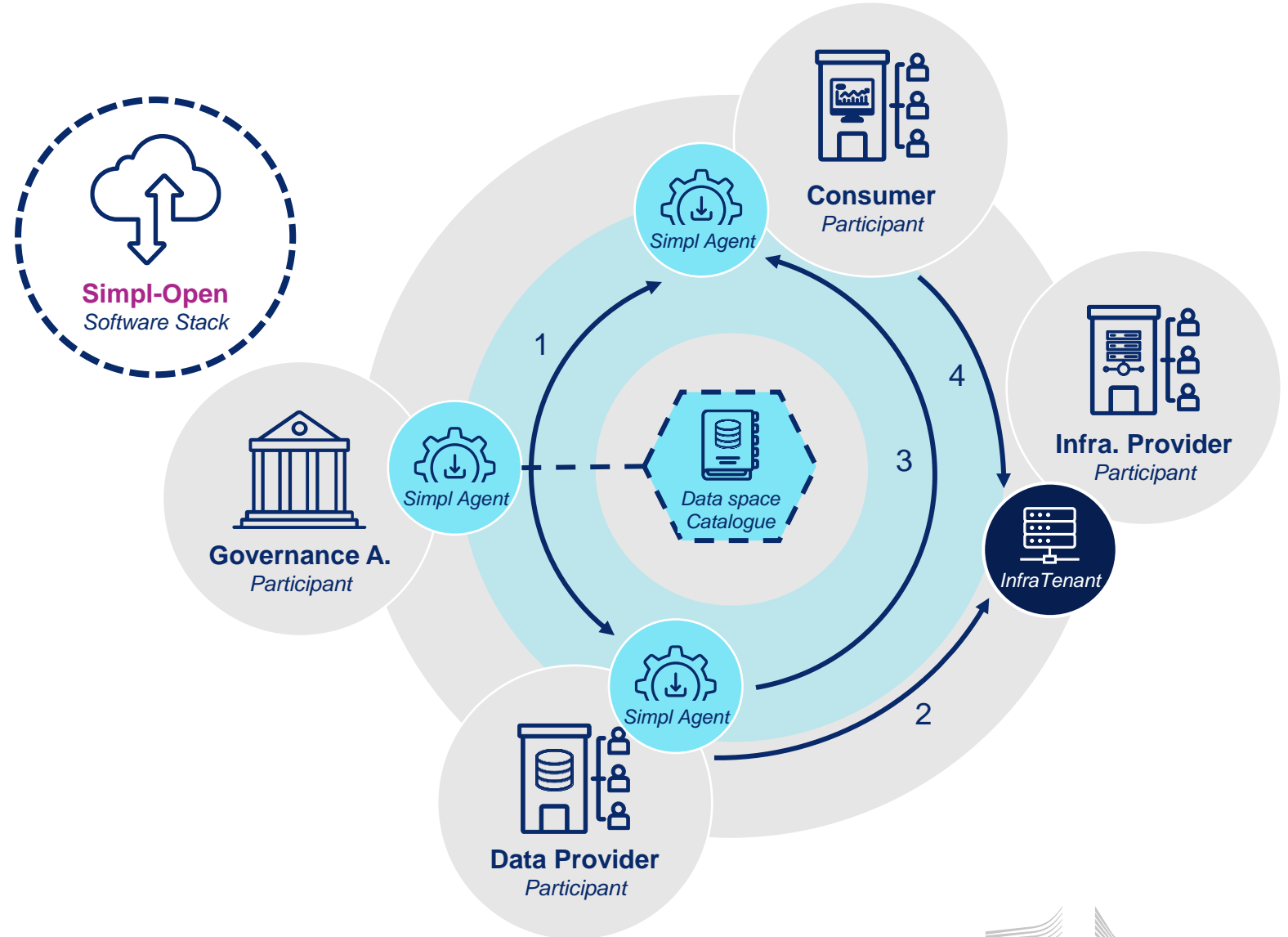




# Consumption of a bundled service (infra, data and application)

## Simpl-Open MVP Demo

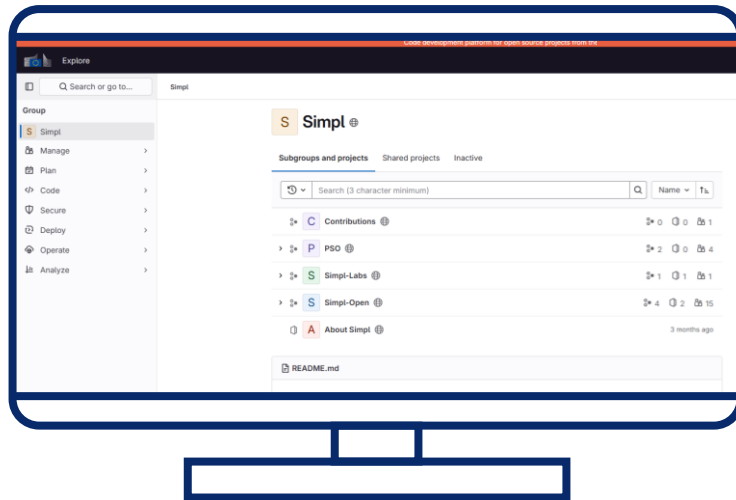
1. Consumer requests the service offering from the Provider and establishes a contract.
2. Data Provider sets up a Virtual Machine on the cloud that runs a pre-configured analysis application.
3. Provider provides the link of the application and its credentials to the Consumer.
4. Consumer connects to the application and uses the service.



# The Simpl-Open code is open source

Openness is a key part of the architecture approach

- Source code is freely accessible in [code.europa.eu/simpl](https://code.europa.eu/simpl)
- Installation and user readme.md file are part of the available packages.
- Releases are available for download.



Development	
Agents	
Application Provider	
Common Components	
Consumer	
Data Provider	
Governance Authority	
Infrastructure Provider	
Common-Components	
Contract-Billing	
Data1	
Gaia-X-EDC	
IAA	
Infrastructure	
Monitoring	

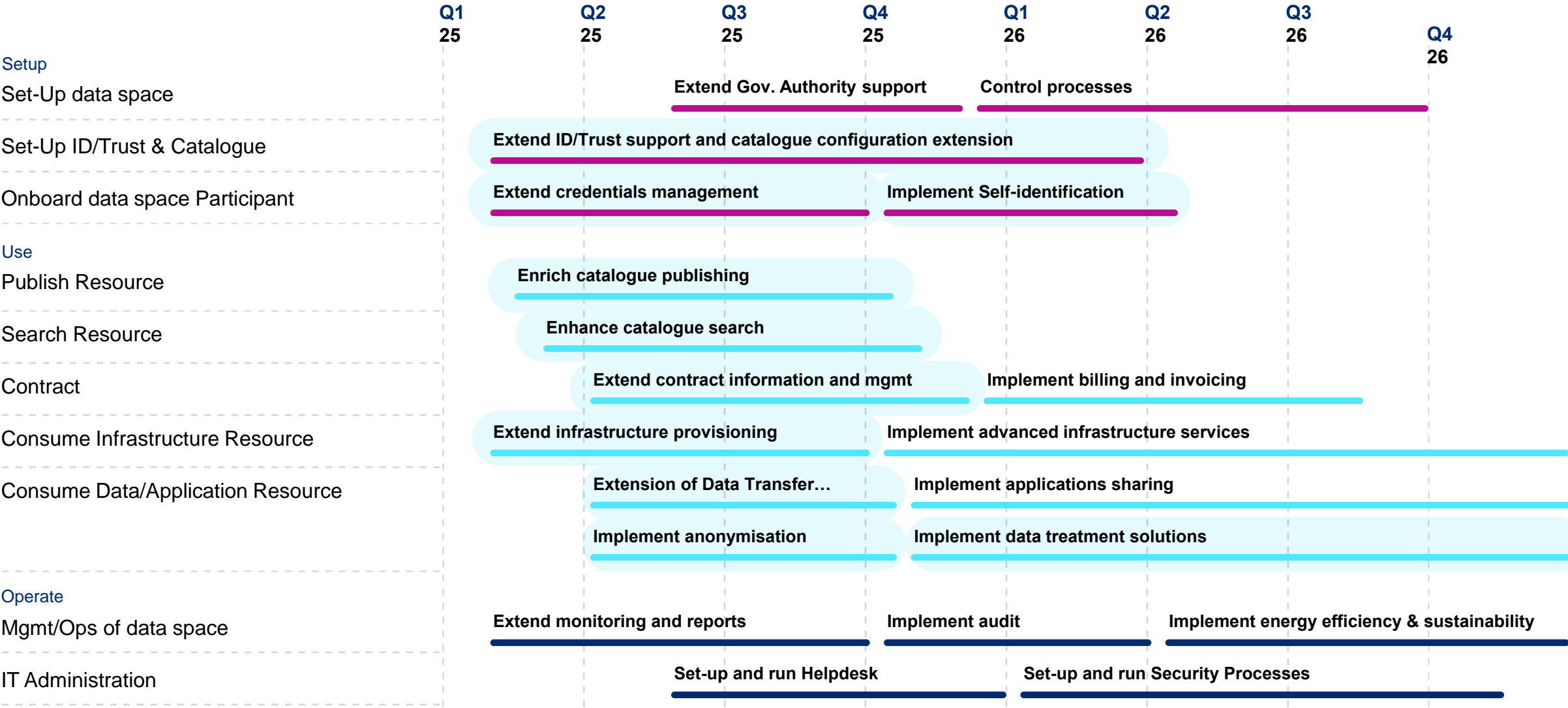


# Next steps for Simpl-Open

## Roadmap

# High-Level Simpl-Open roadmap 2025-2026

Setup   Use   Operate





# Q&A



# Break

---

Simpl Annual Community Event  
will resume at 11:30



Labs

# **Simpl-Labs Proof of Concept: Testing development and interoperability**

Simpl Annual Community Event

# Simpl-Labs Proof of Concept: Testing development and interoperability

Introducing the Speakers



**Ana Juan Ferrer**

Project Owner Simpl-Labs,  
DG CNECT European Commission



**Alessandra Urbani**

Business Analyst Simpl-Labs,  
Sovereign-X



**Federico Paparoni**

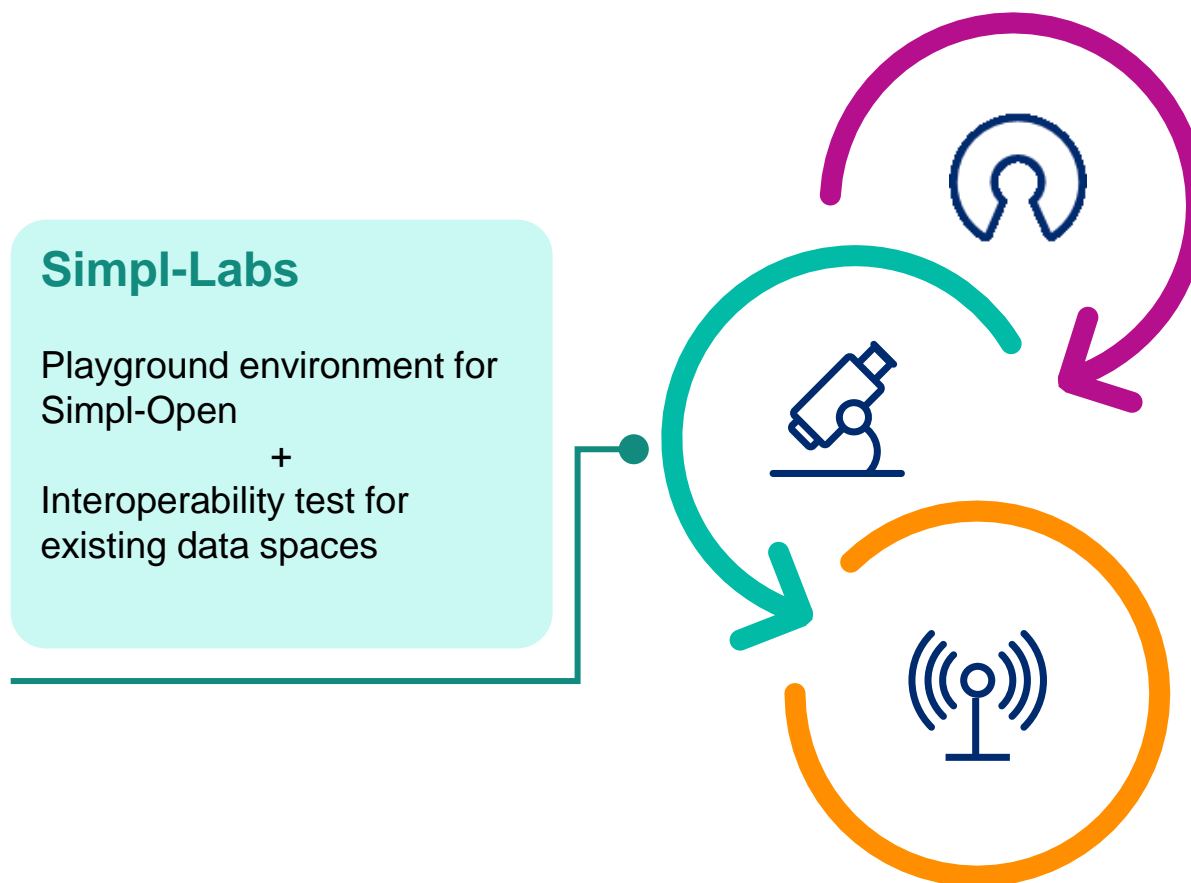
Solution Architect Simpl-Labs,  
Sovereign-X

# Experimenting with Simpl-Labs

## What is Simpl-Labs?

Simpl-Labs is a product designed **to test and experiment with Simpl-Open** and is aimed at both public and private data spaces.

The platform facilitates the **exploration and adoption**, while also enhancing **compatibility and interoperability** across different projects and initiatives.



# Data spaces target

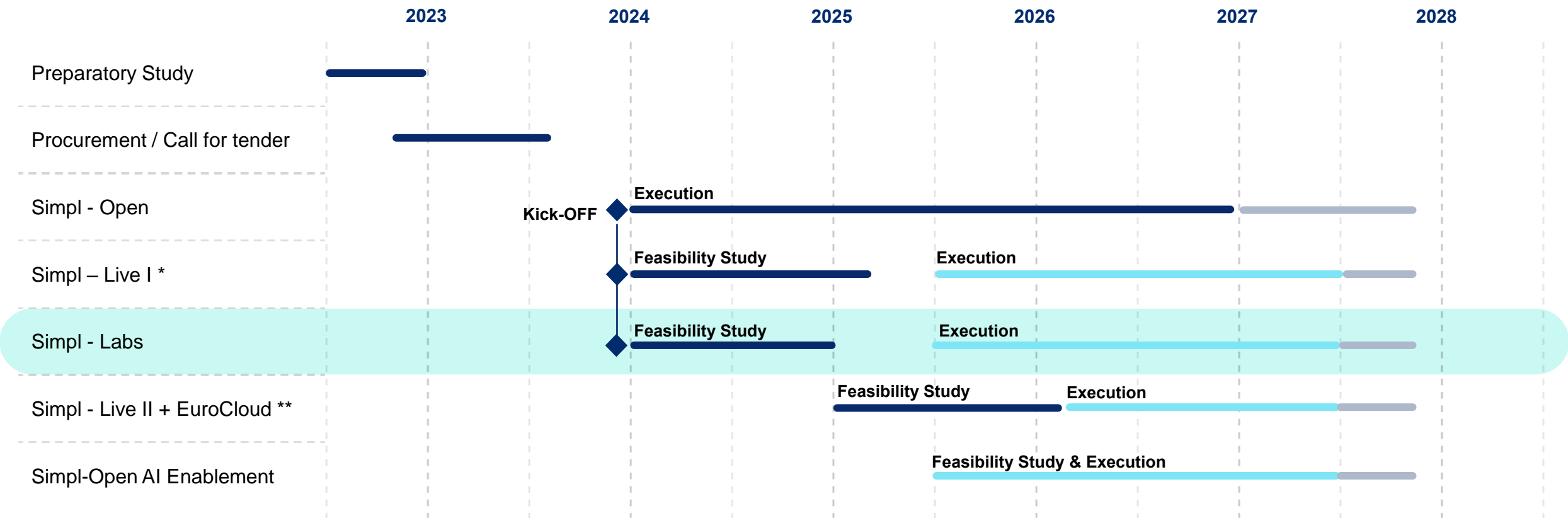
How does Simpl-Labs support different data spaces?



# What can be expected from Simpl-Labs next?

## Simpl Programme Roadmap

- Committed scope
- Possible Follow up - Implementation of Simpl Live/Labs; Simpl-Live Feasibility Studies for new data space initiatives
- Potential next step still to be validated

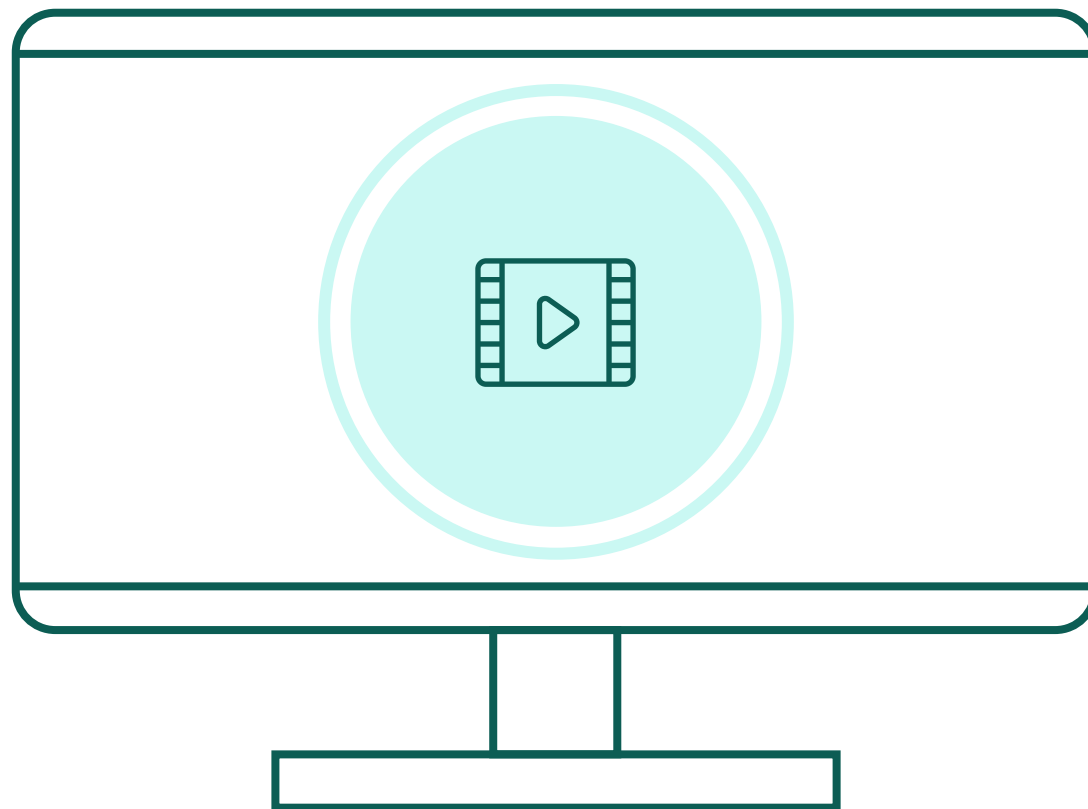


\* Data spaces included: PPDS, EHDS2, LDS, EOSC, DestinE, SCDS    \*\* Data spaces included: CEADS, GDDS, CEMDS, CEEDS



# Simpl-Labs in a nutshell

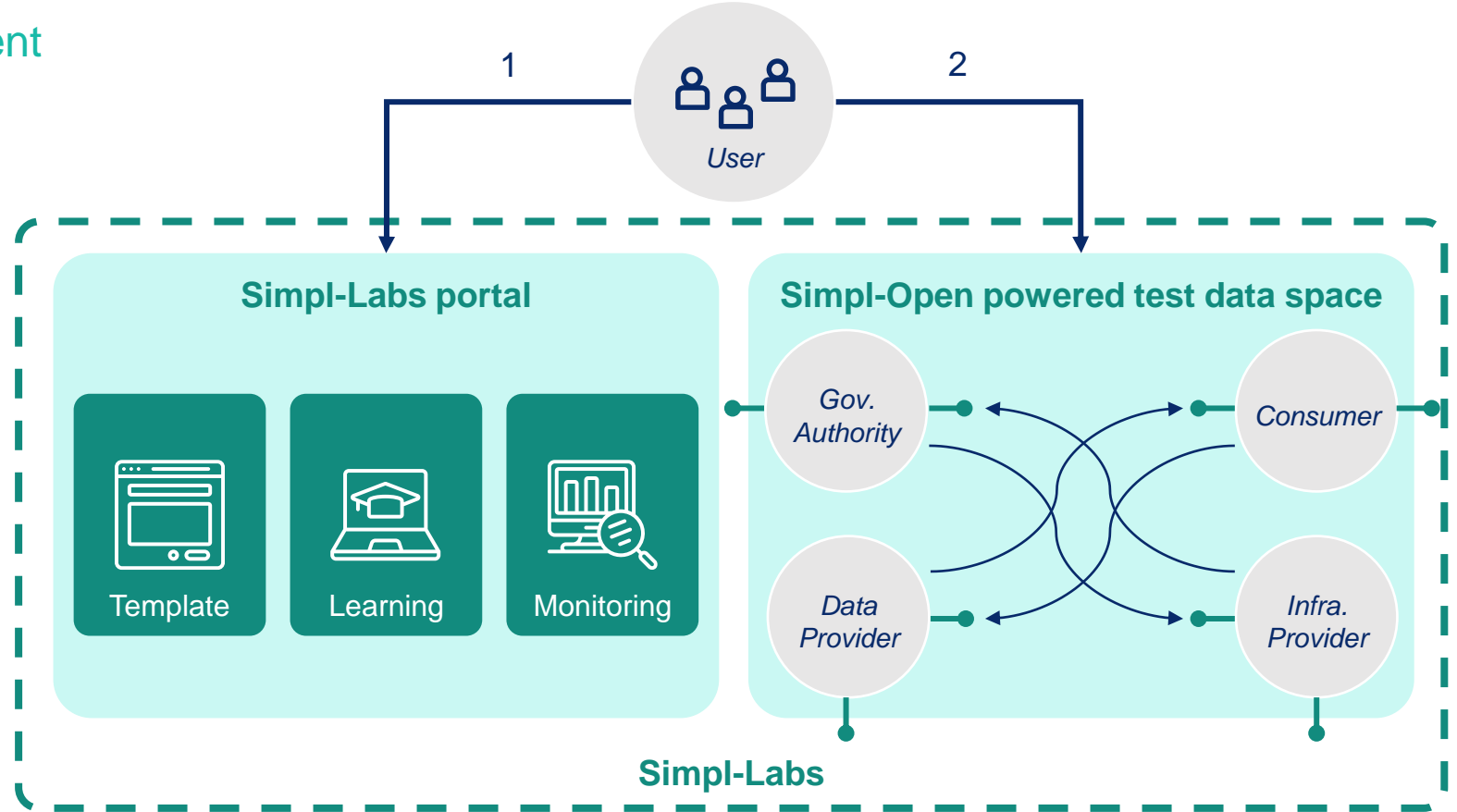
Watch the Simpl-Labs promotional video



# Playground environment

## Simpl-Labs as a playground environment

1. A portal for **managing the setup of data spaces**, a catalog of reusable templates, learning paths, and information about resource usage.
2. A **playground environment** based on Simpl-Open technology, with custom instances of test data spaces useful for experimentation



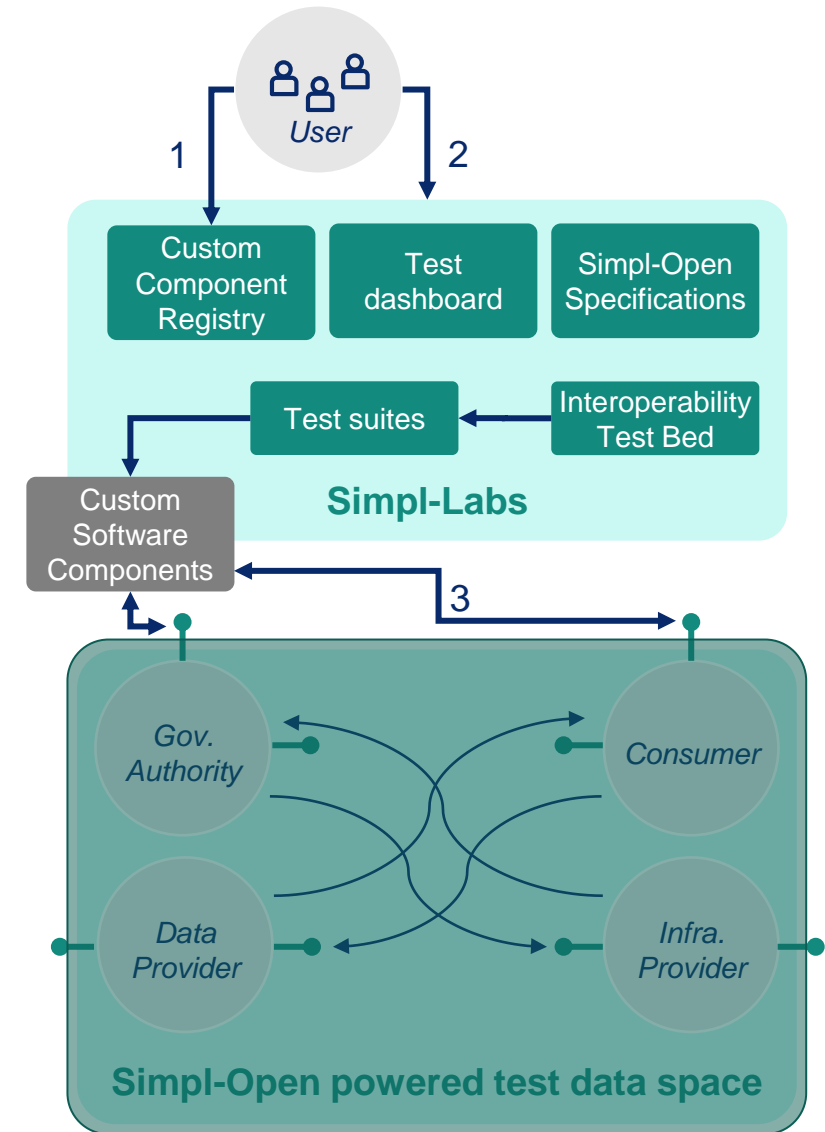
# Interoperability testbed for Simpl-Open

## Simpl-Labs as an interoperability testbed

1. Deploy a **custom software component** within the testbed environment
2. Access the **conformance testing** dashboard to select and launch test suites in order to verify the **interoperability levels** within the Simpl ecosystem.
3. Execute **test suites** for various scenarios. Precise tests are performed to verify API and data compliance.

The **interoperability testing capability** will be developed by leveraging the services offered by the European Commission's **ITB** platform.

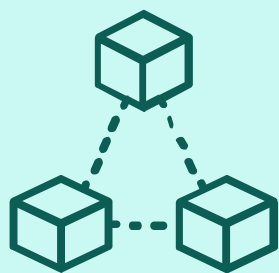
<https://joinup.ec.europa.eu/collection/interoperability-test-bed-repository/solution/interoperability-test-bed>



\* Simulated using custom ITB services

# Proof of Concept use cases

## Three PoC use cases



---

**Build a  
data space**



---

**Data space  
monitoring**



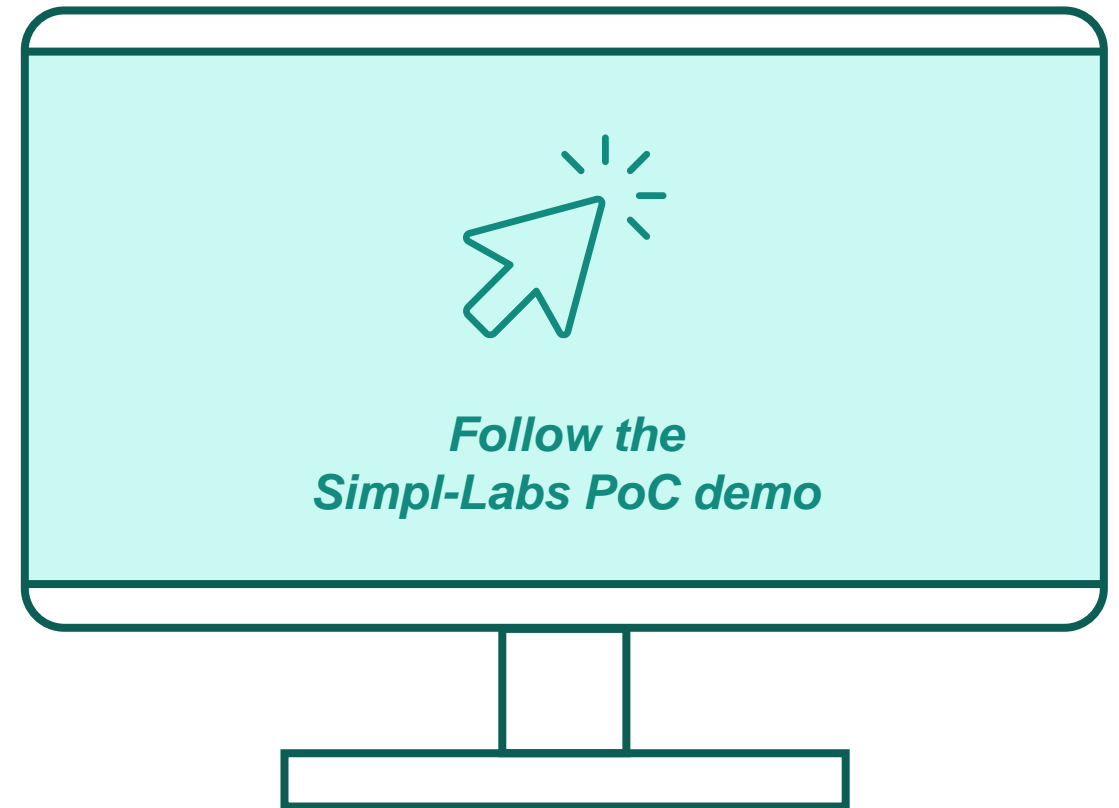
---

**Test custom  
components  
conformance**

# Proof of Concept Demo

## Showcasing the Simpl-Labs PoC

- As an authorized user, you can access the platform and utilise a testing environment for Simpl-Open technology.
- Using a **guided wizard**, you can create a data space based on Simpl-Open, tailored to your experimental needs, with access via both **UI** and **console**.
- During the experimentation, you receive important **monitoring insights** regarding resource usage related to your activities.
- You can access a **testbed** that allows you to run **conformance tests** on your software to ensure **interoperability** with the Simpl-Open data space.

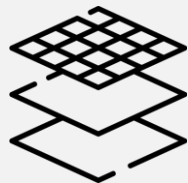


# Feasibility study outcomes

Four key outcomes from the Simpl-Labs feasibility studies



Functional and  
non-functional  
requirements



Simpl-Labs  
architecture



Working Proof  
of Concept

<https://code.europa.eu/simpl/simpl-labs/poc-simpl-labs>



Feasibility  
study report





Scan the QR Code, take part  
in this survey, and help us  
evolve **Simpl-Labs!**



# Q&A



Live

# Simpl-Live: Supporting data spaces with Simpl

Simpl Annual Community Event

# Simpl-Live: Supporting data spaces with Simpl

Introducing the Speakers



**Ralf Resch**

Project Owner Simpl-Live,  
DG CNECT European Commission



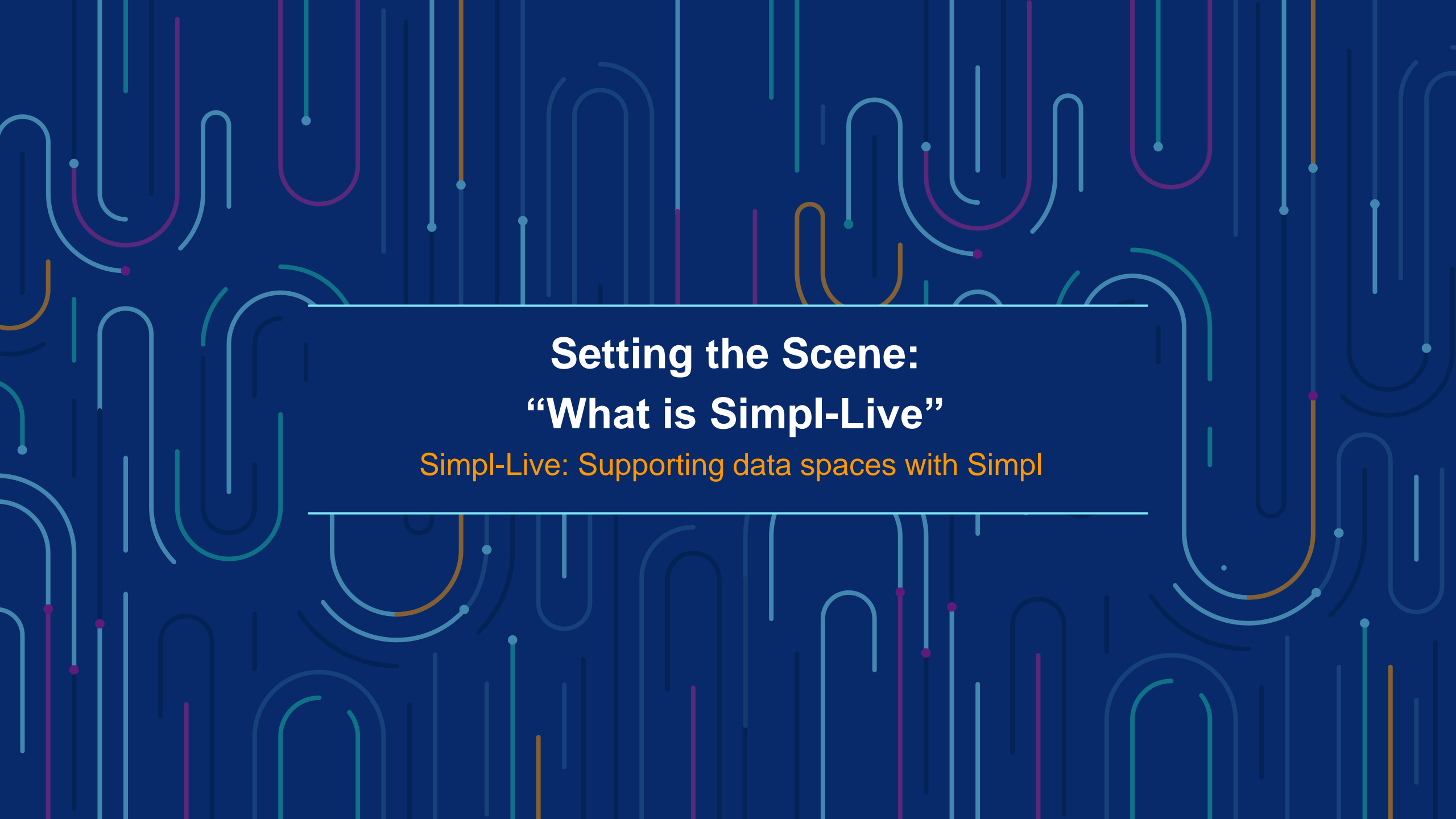
**Daniel González**

Project Manager Simpl-Live,  
Sovereign-X



**Mirthe Boerdijk**

Relationship Manager Simpl-Live  
Sovereign-X



# Setting the Scene: “What is Simpl-Live”

Simpl-Live: Supporting data spaces with Simpl

# Simpl-Live Focuses on Instances of Simpl-Open for data spaces

## What is Simpl-Live

### Simpl-Live

- **distinct instances** of Simpl-Open software stack
- deployed for **specific sectoral data spaces/** initiatives
- European Commission plays an **active role** in their management.

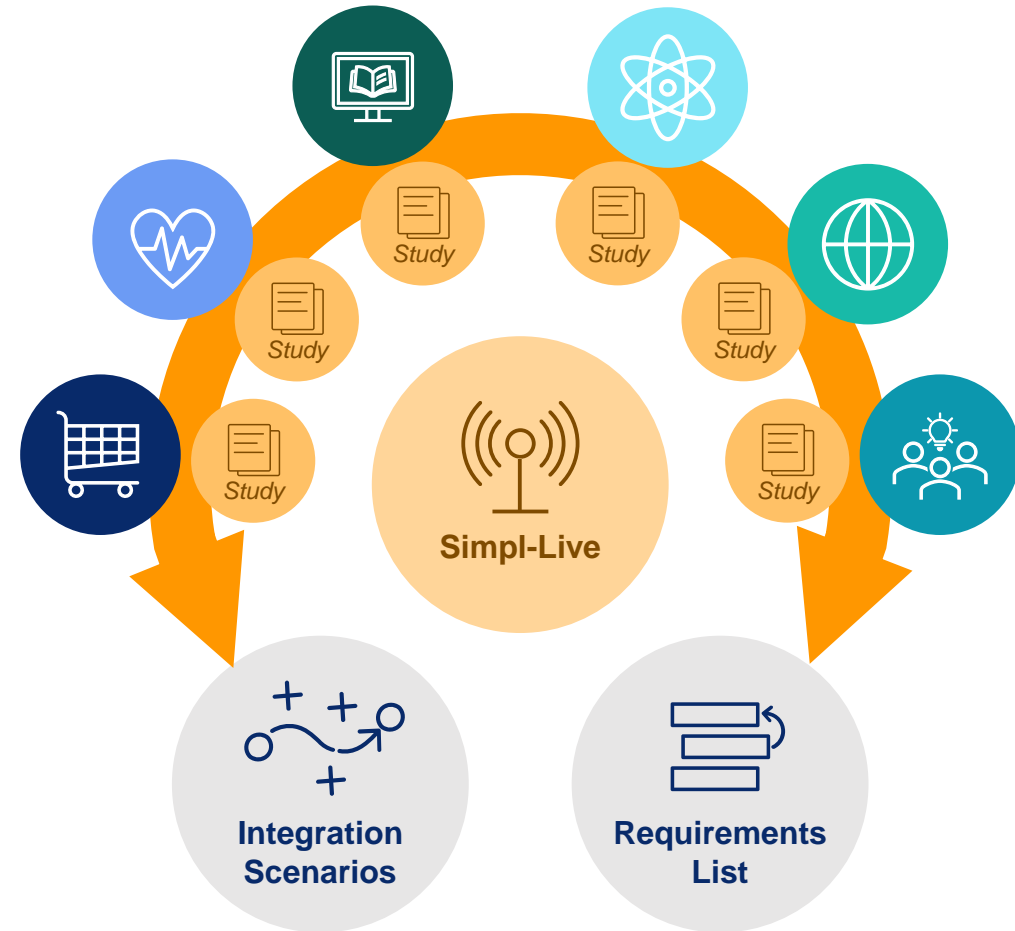




# Simpl-Live objectives

## Three core objectives

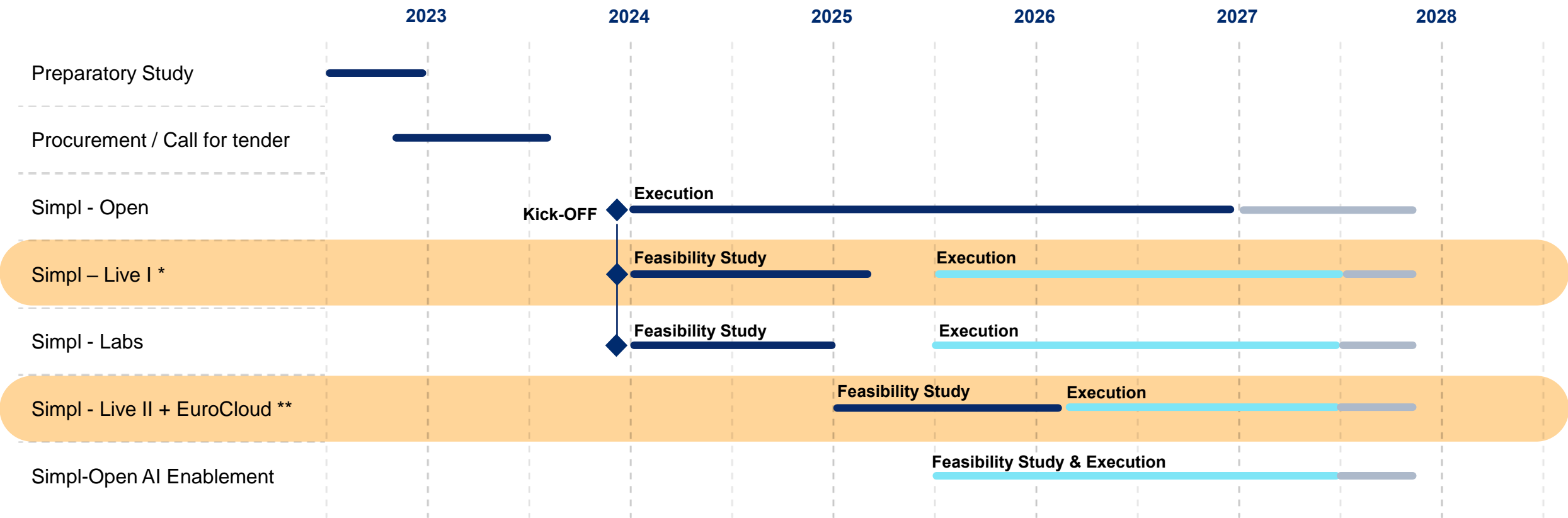
- Simpl-Live supports the **implementation of Simpl-Open** in existing data spaces/initiatives, via feasibility studies.
- Simpl-Live defines the **integration scenario and roadmap of Simpl-Open deployment** in selected data spaces/initiatives.
- By working directly with the data spaces/initiatives, Simpl-Live provides **common requirements to be considered and prioritised** by Simpl-Open.



# What's next for Simpl-Live?

## Simpl Programme Roadmap

- Committed scope
- Possible Follow up - Implementation of Simpl Live/Labs; Simpl-Live Feasibility Studies for new data space initiatives
- Potential next step still to be validated



\* Data spaces included: PPDS, EHDS2, LDS, EOSC, DestinE, SCDS    \*\* Data spaces included: CEADS, GDDS, CEMDS, CEEDS

# Overview of Simpl-Live Feasibility Studies 2024 (Contract 1)

The assessment of the feasibility of Simpl-Open deployment has been conducted with six initiatives



## Public Procurement Data Space (PPDS)

Unites European public procurement data.



## European Health Data Space of Secondary Data (EHDS2)

Enables secondary use of health data for research and policy.



## Language Data Space (LDS)

Platform for multilingual language data sharing and reuse.



## European Open Science Cloud (EOSC)

Seamless research data storage, management, and analysis across borders.



## Destination Earth (DestinE)

"Digital Earth" model to monitor&predict interaction between nature and human activities.



## Smart Communities Data Space (SCDS)

Trustworthy AI and interoperability for cross-sectoral government services.

# Overview of Simpl-Live Feasibility Studies 2025 (Contract 2)

The assessment of the feasibility of the Simpl-Open deployment will be continued with five selected initiatives



## Energy Data Space

Supports innovative energy services aligned with sustainability goals, promoting sector integration



## Agriculture Data Space

Optimizes natural resource use and stimulates data-driven innovations in agriculture by facilitating data sharing



## European Mobility Data Space

Enhances efficiency, safety and sustainability by data access, pooling, and sharing in transport



## Green Deal Data Space

Enables access to environmental and climate data for a sustainable Europe by creating a data ecosystem

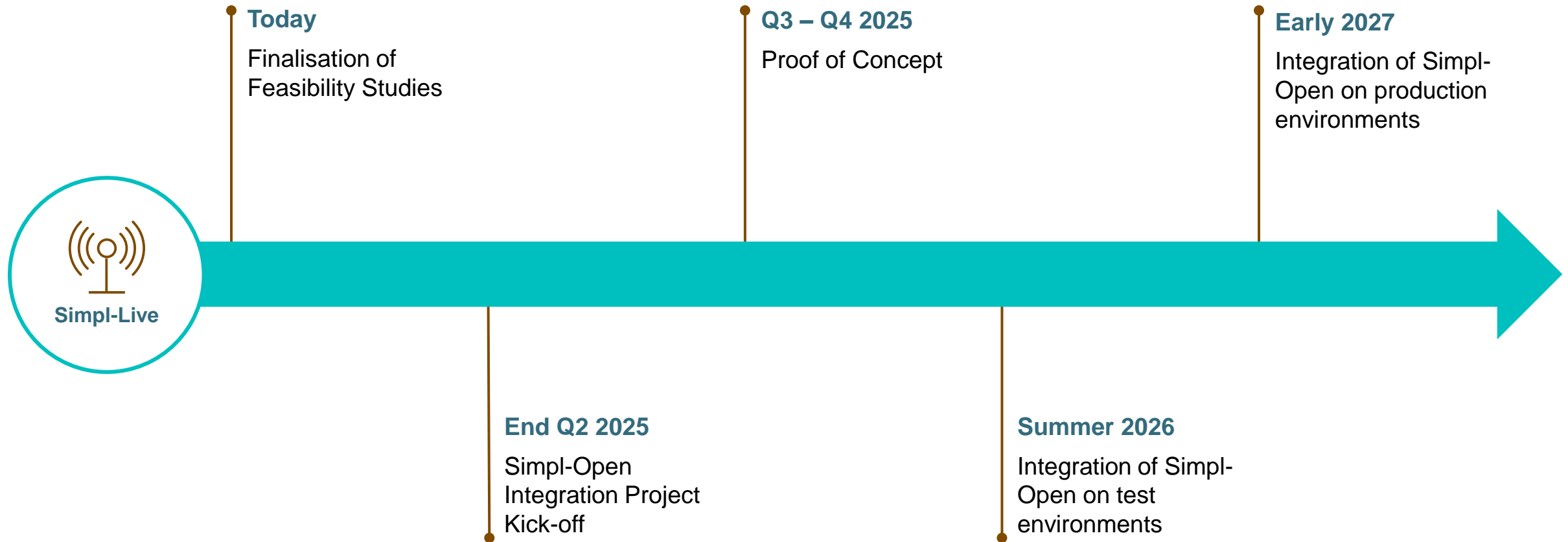


## EuroCloud initiative

European Commission initiative to foster a true federation of EU public sector cloud and edge infrastructures, services and data to enable resource sharing amongst participating EU public sector organisations.

# Next steps\* for the data spaces/initiatives from 2024

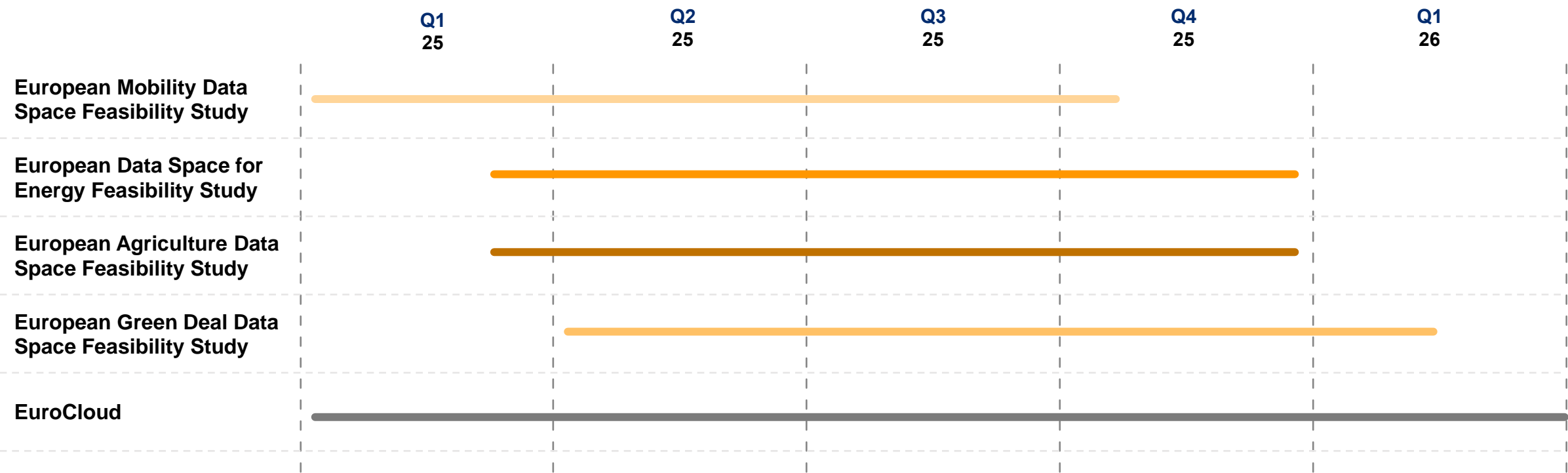
Each data space/initiative has its own integration scenario with its own roadmap



\*Tentative roadmap subject to contractual procedures.

# Next steps for data spaces from 2025 feasibility assessment

## Overall timeline – Contract 2





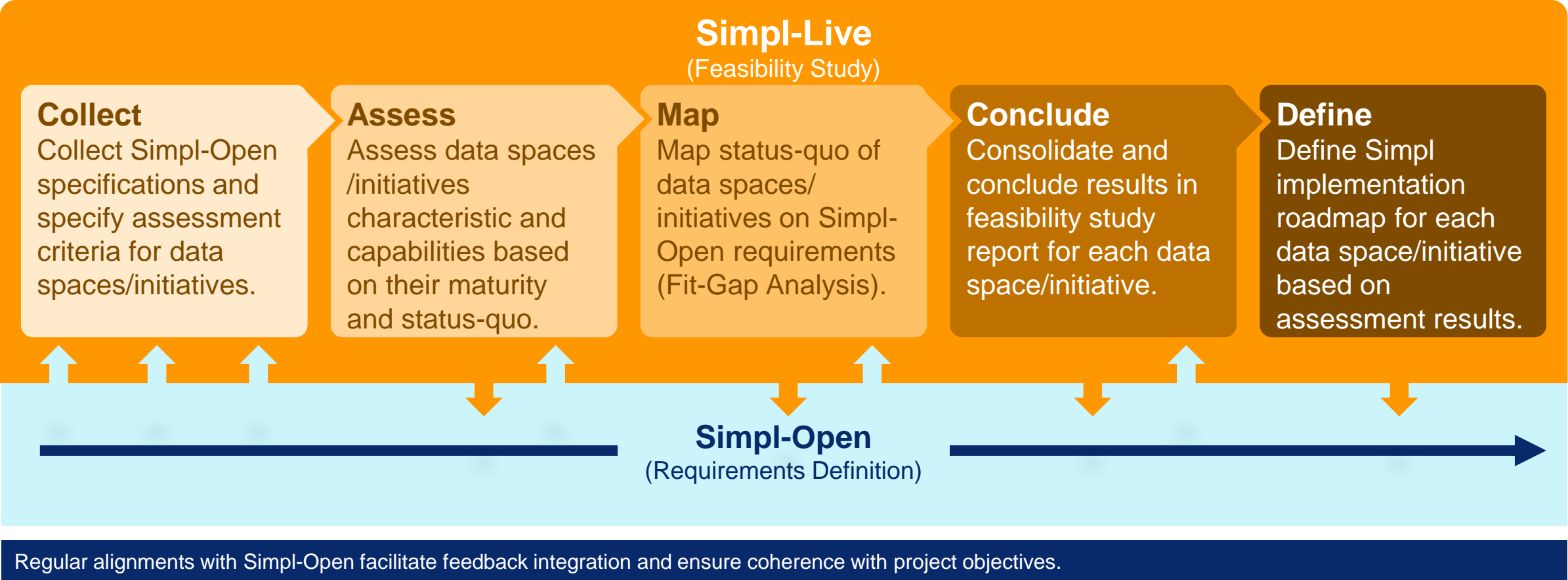
# **Simpl-Live Methodology and Results 2024**

Simpl-Live: Supporting data spaces with Simpl



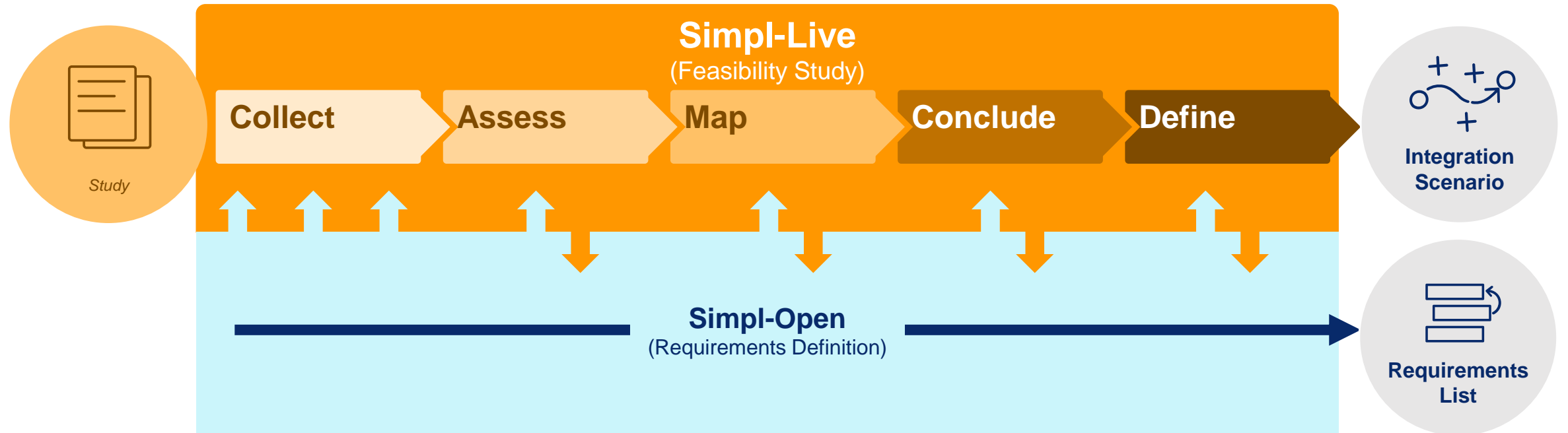
# Simpl-Live Methodology

Sequential actions guide the assessment process, focusing on a fit-gap analysis and implementation strategies



# Simpl-Live Methodology and its objectives

By following the Simpl-Live methodology, the objectives of the project are fulfilled



The results of the Simpl-Live feasibility study provide feedback for both Simpl-Open and each data space on how to integrate Simpl.

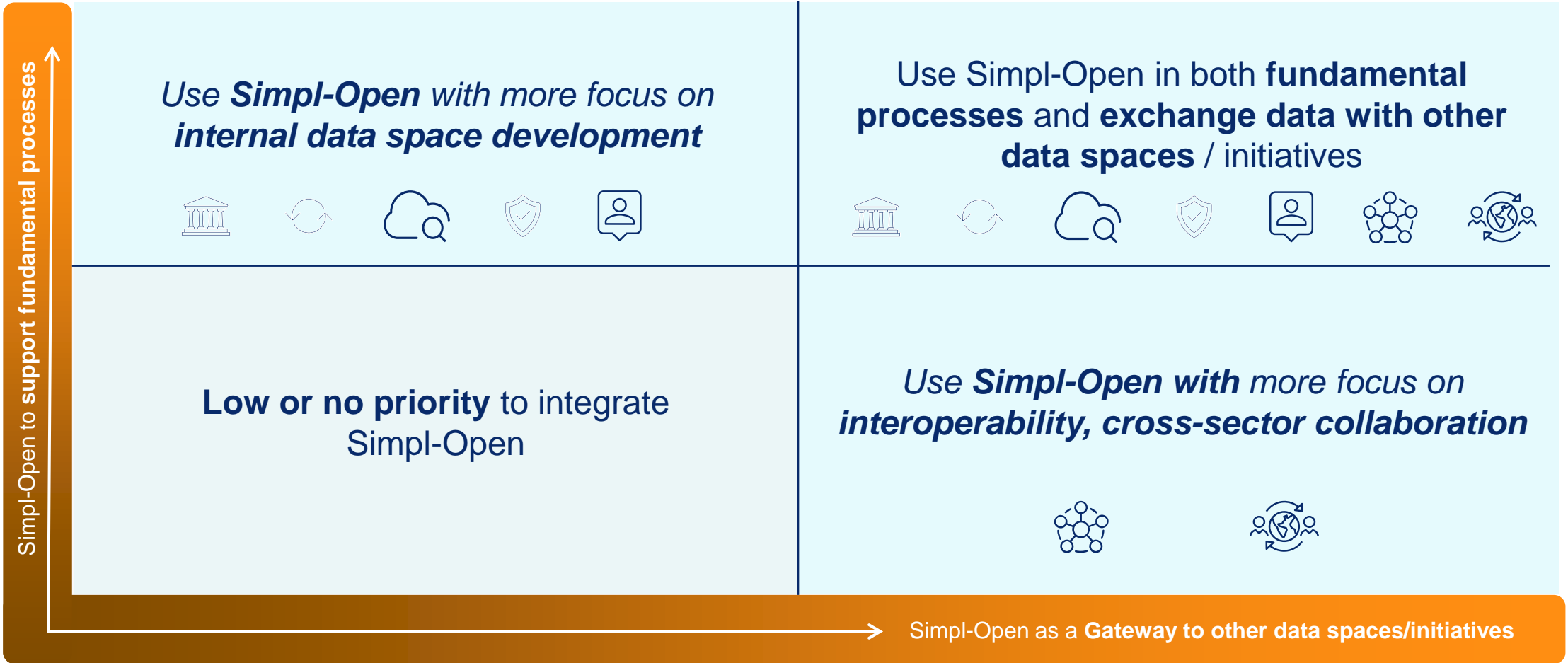


# Integration Scenarios

Simpl-Live Methodology and Results 2024

# Different ways to use Simpl-Open for integration scenarios




The integration scenario depends on the data space initiative priorities, objectives and state of development

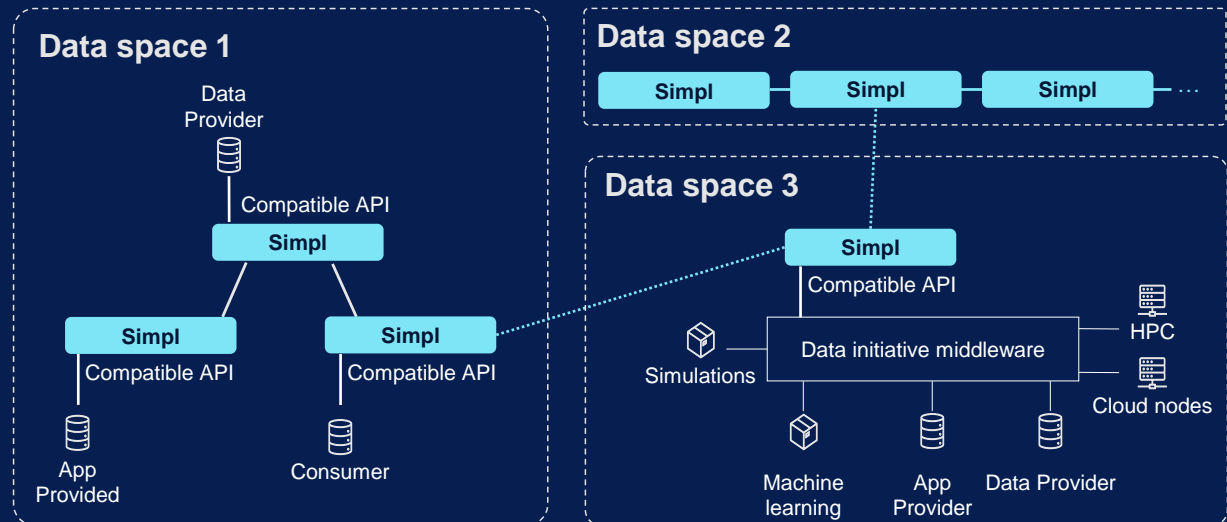


# Case 1: Simpl-Open as a gateway to other data spaces / initiatives

Different ways of using Simpl-Open for the integration scenarios

## Integration of Simpl-Open as a gateway

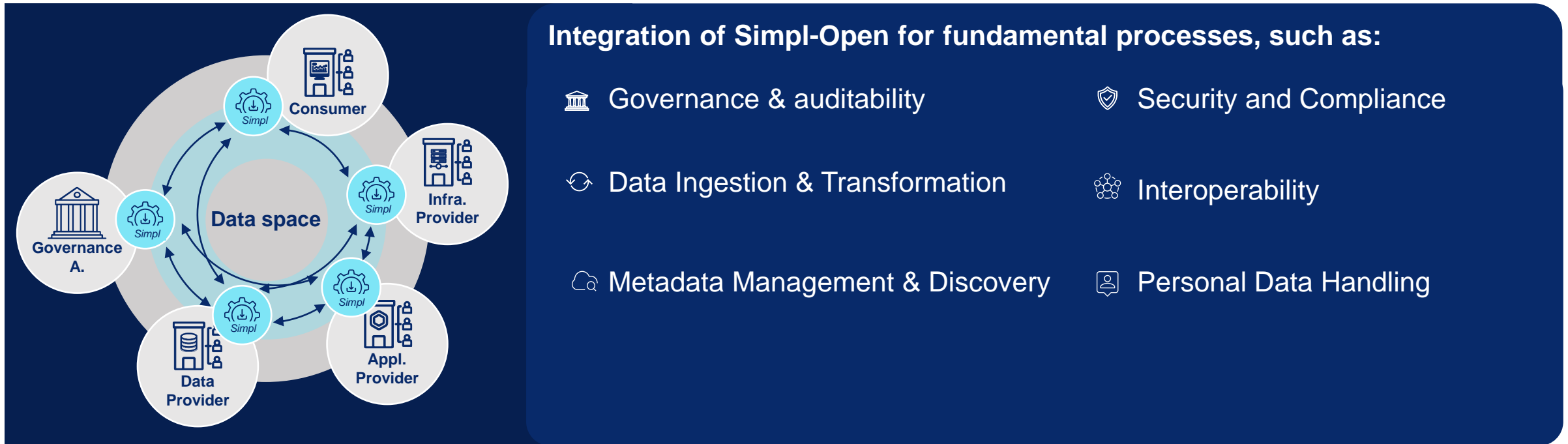
-  Interoperability
-  Cross-sector collaboration
-  Compliance and security



Simpl-Open as a gateway allows for connecting to a single source, facilitating collaboration across data spaces/initiatives and sectors.

# Case 2: Simpl-Open to enable data space fundamental processes

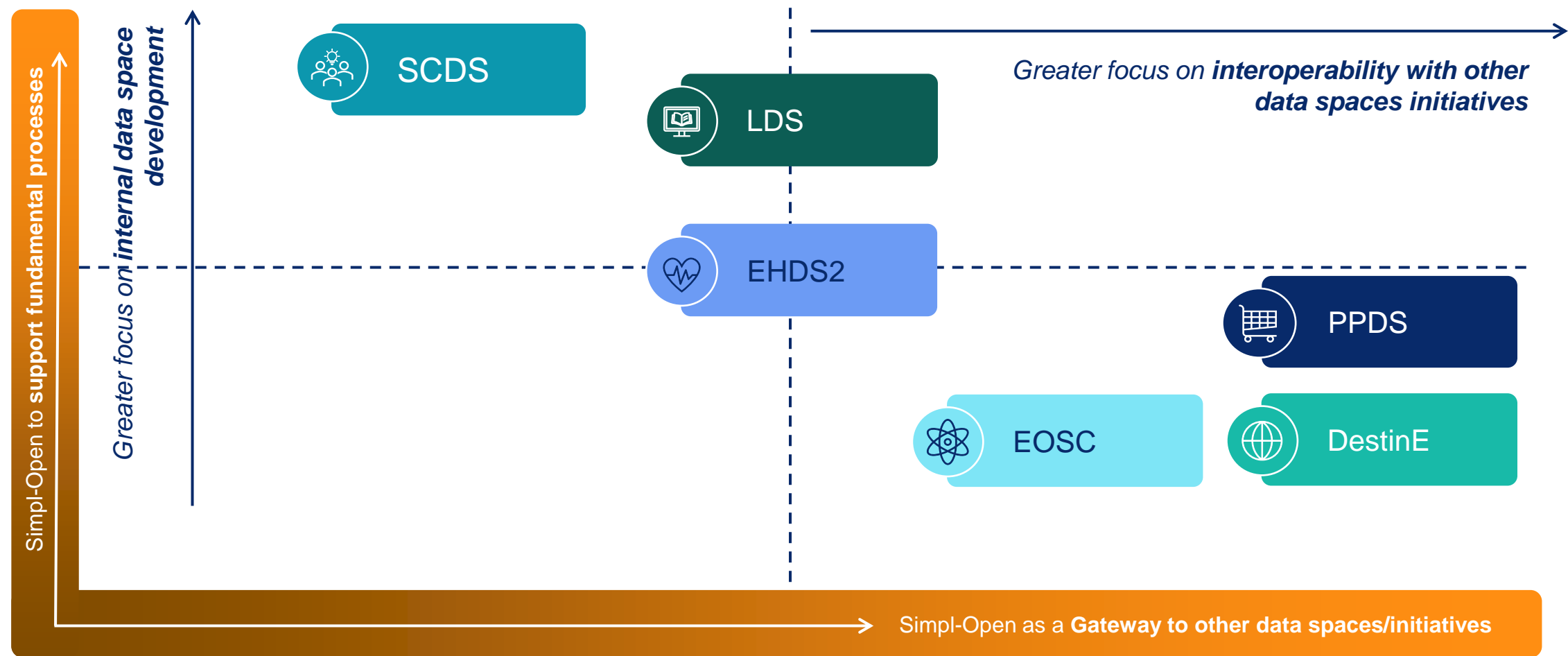
Different ways of using Simpl-Open for the integration scenarios



Simpl-Open provides building blocks to facilitate essential internal business processes and governance.

# Mapping of the data spaces/initiatives into the different ways of using Simpl-Open\*

Initiatives of the Simpl-Live Feasibility Studies 2024

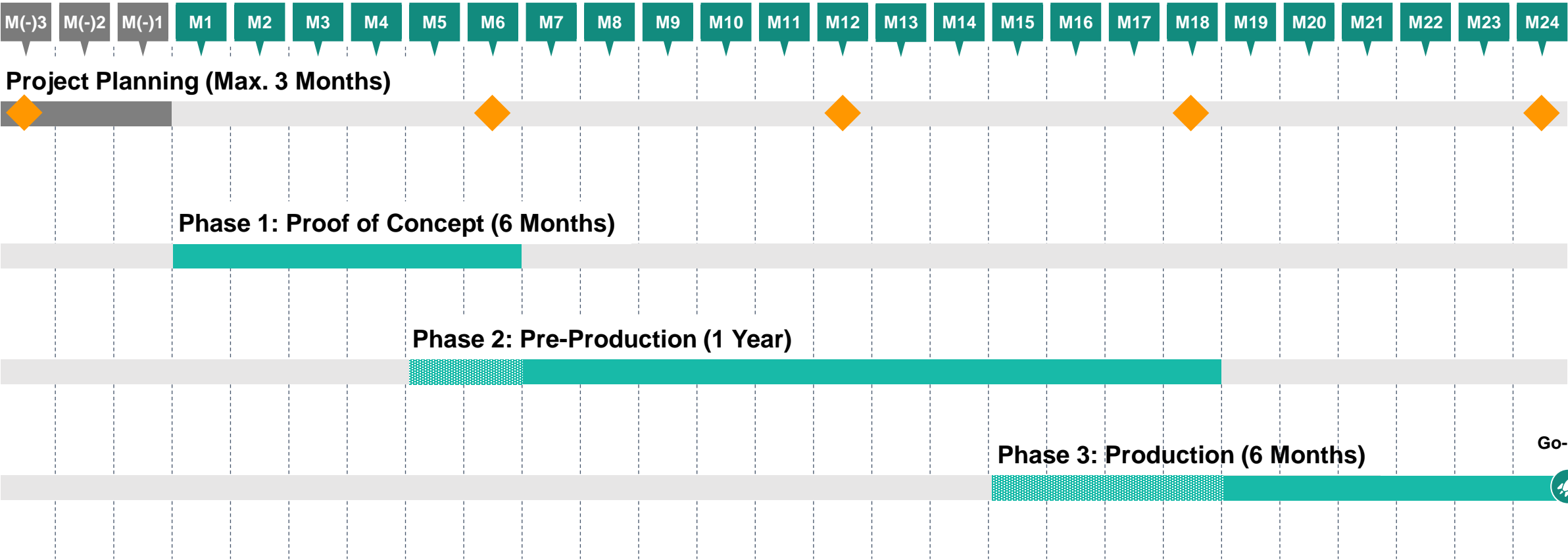


\* The integration scenarios presented are subject to final validation with the European Commission and the respective data space initiatives.



# Integration Roadmap – Timeline

A tentative roadmap, subject to contractual steps, is presented for each data space initiative



**Legend:** Potential earlier start (phase overlap) Phase duration Regular alignment for adjustments with Simpl-Open Month in project timeline

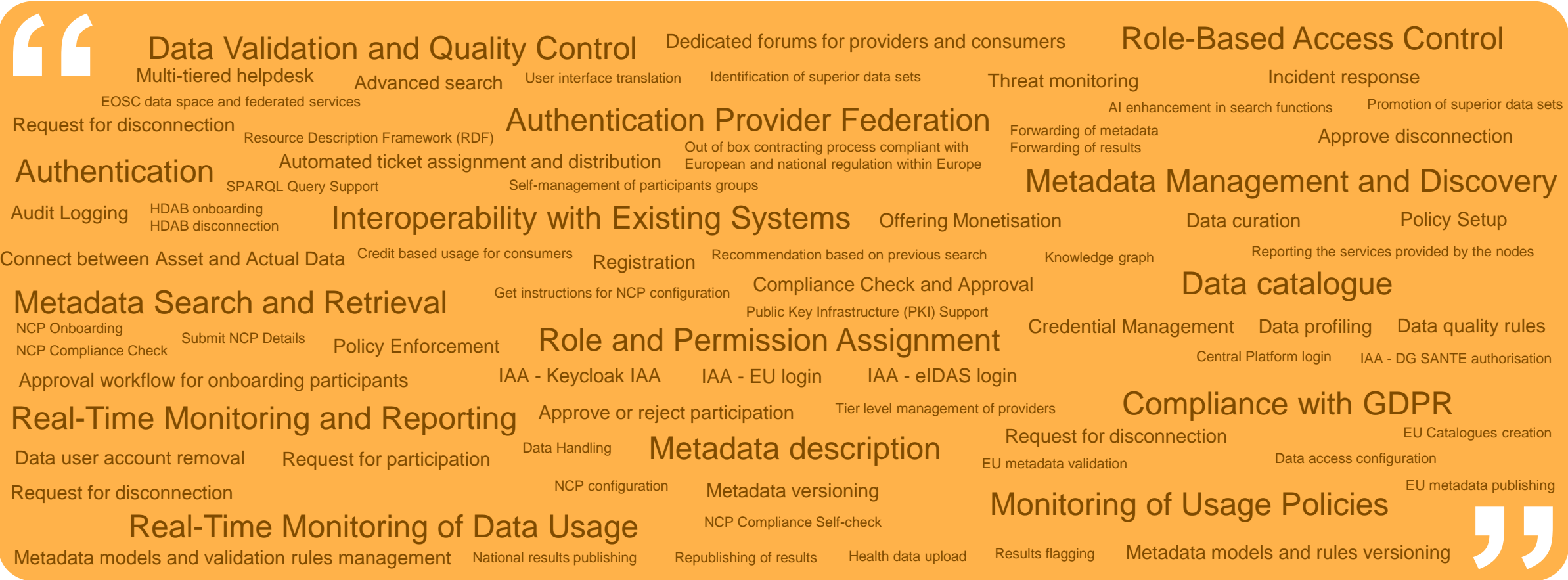


# **Common Requirements**

Simpl-Live Methodology and Results 2024

# Requirements from Simpl-Live data spaces / initiatives

The data spaces/initiatives provided specific requirements and needs to be included in the Simpl-Open backlog



# Common Requirements from Simpl-Live data spaces / initiatives

The data spaces/initiatives requirements were clustered on high-level categories

## Simpl-Live Functional Common Requirements



Monitoring data usage and user activities



Data exchange and interoperability



Authentication and authorisation



Data governance, compliance and audit



Metadata management and search capabilities

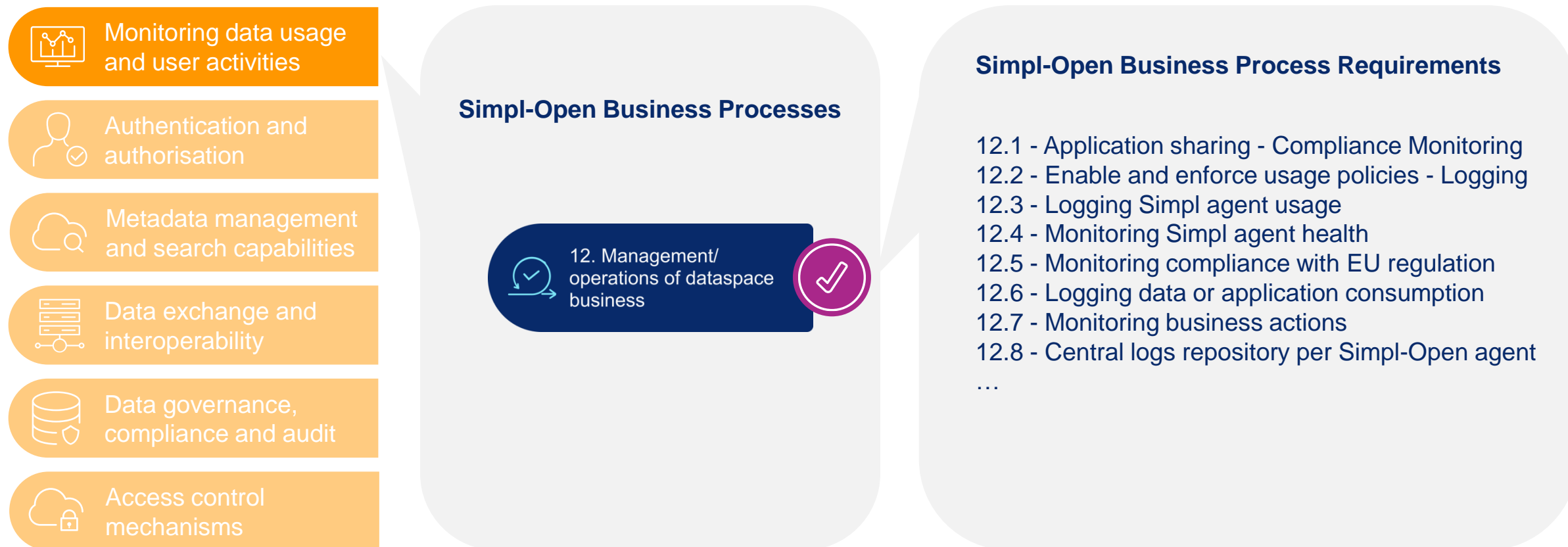


Access control mechanisms

## Simpl-Open BP / Requirements

# Monitoring data usage and user activities are mapped to Management /operations of data space

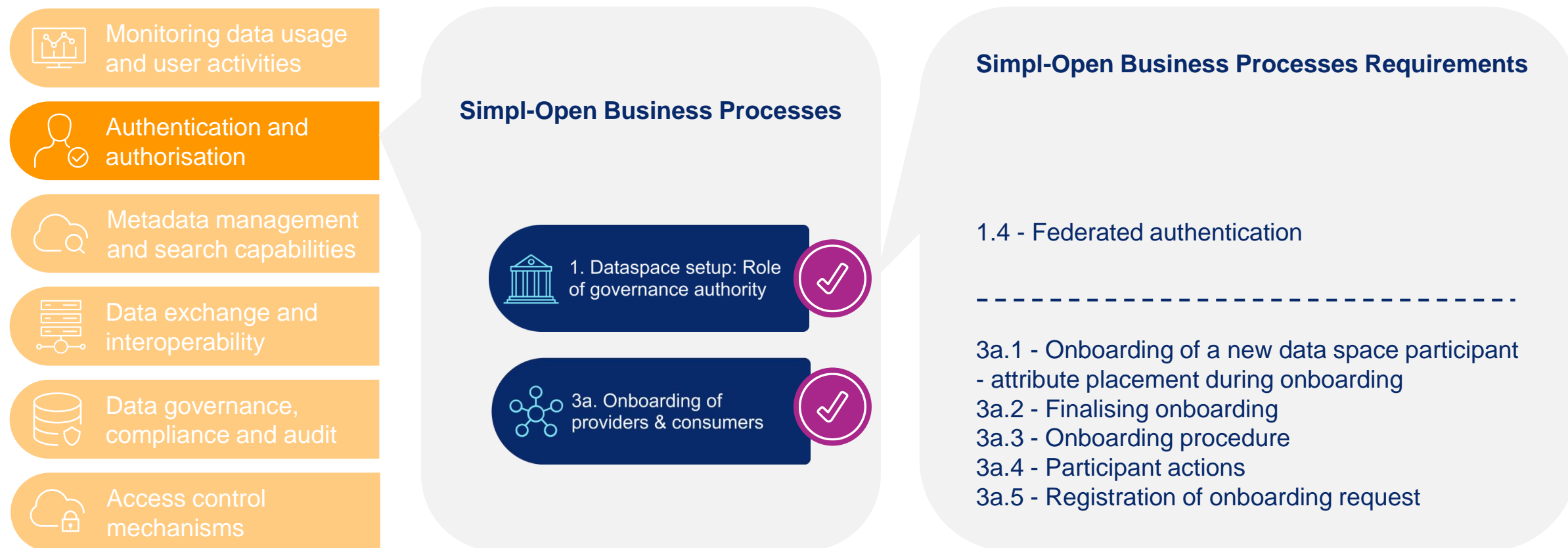
The data spaces/initiatives requirements were clustered on high-level categories



● Simpl-Live Common Requirements ● Simpl-Open Business Process ● Included in Simpl-Open MVP

# Authentication and authorisation are mapped to data space setup and onboarding of providers/consumers

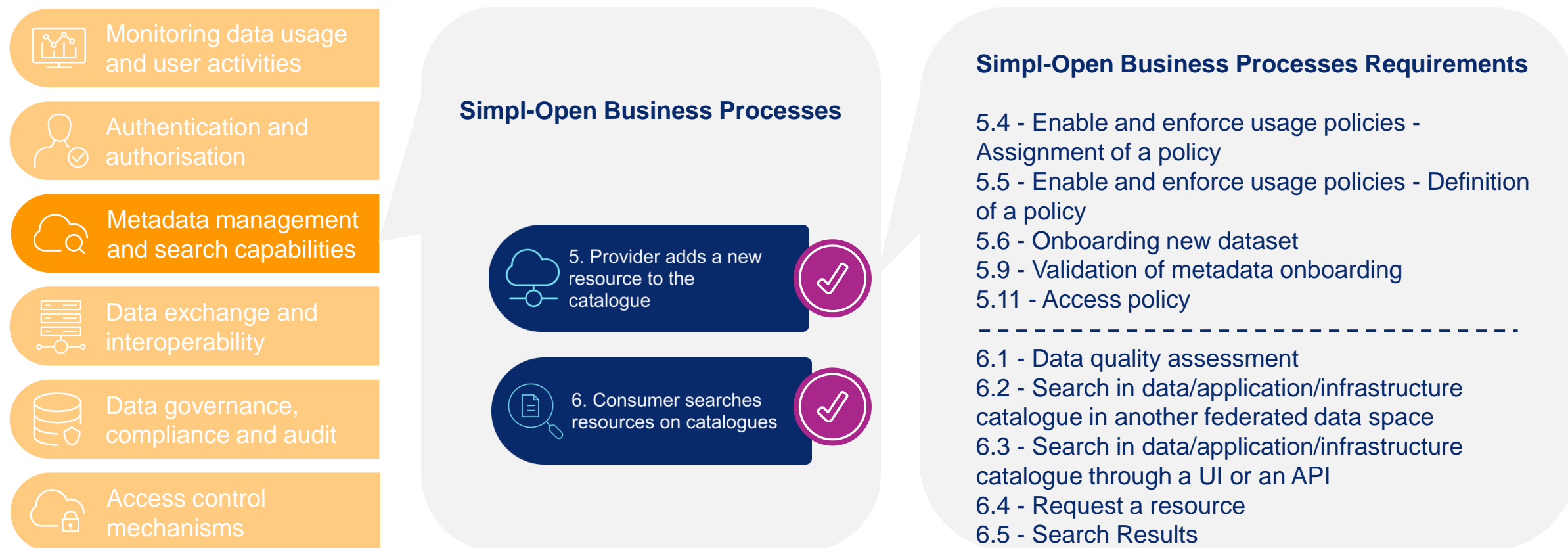
The data spaces/initiatives requirements were clustered on high-level categories



● Simpl-Live Common Requirements ● Simpl-Open Business Process ● Included in Simpl-Open MVP

# Metadata management and search capabilities are mapped to add and search of resources in the catalogues

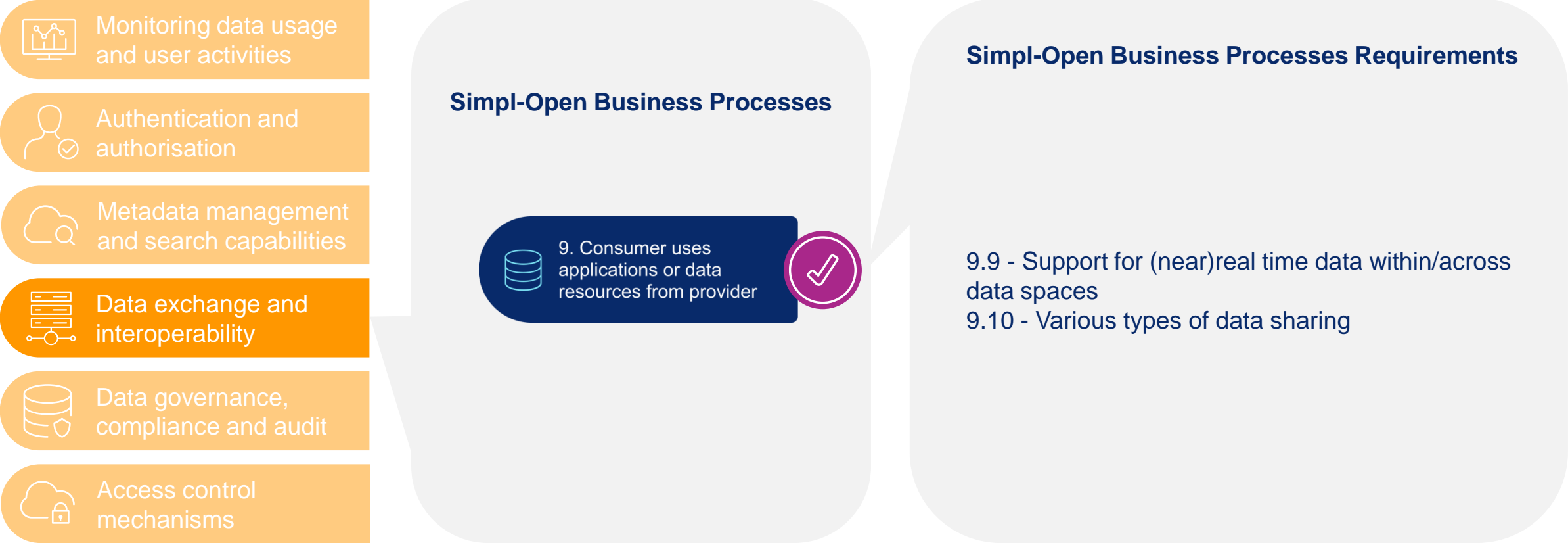
The data spaces/initiatives requirements were clustered on high-level categories



● Simpl-Live Common Requirements ● Simpl-Open Business Process ● Included in Simpl-Open MVP

# Data Exchange and Interoperability are mapped to use of applications or data resources from provider

The data spaces/initiatives requirements were clustered on high-level categories

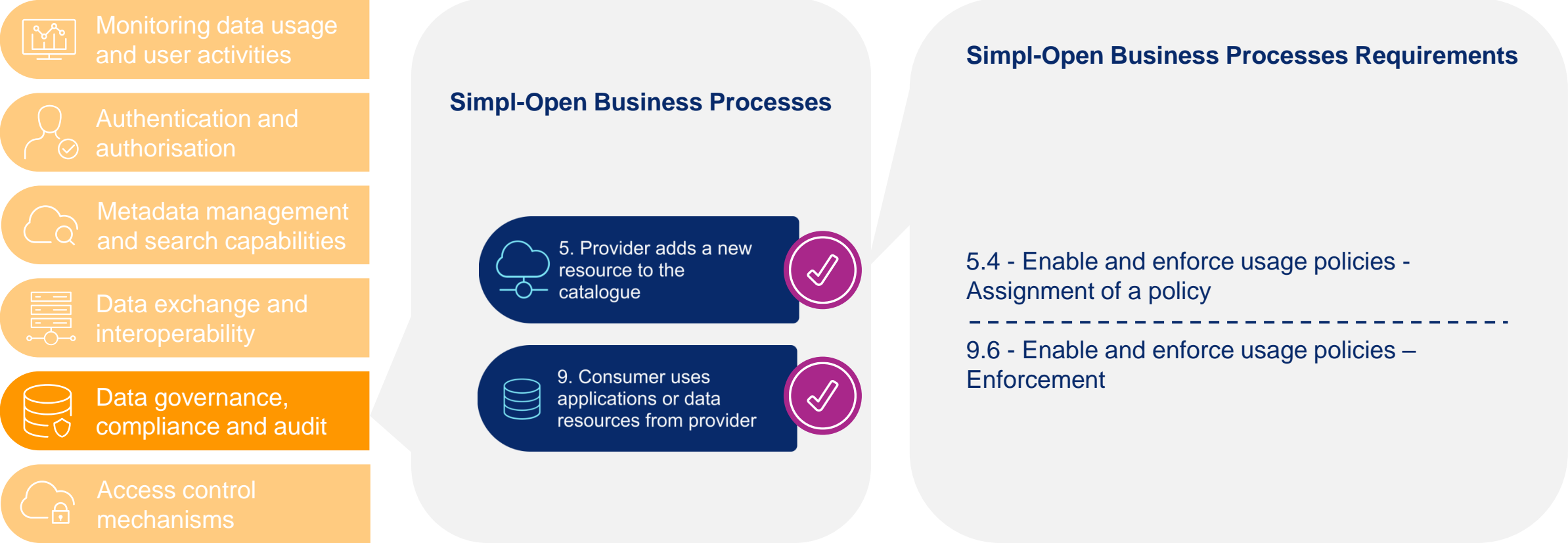


● Simpl-Live Common Requirements ● Simpl-Open Business Process ● Included in Simpl-Open MVP



# Governance, compliance and audit are mapped to business process related to enforce usage policies

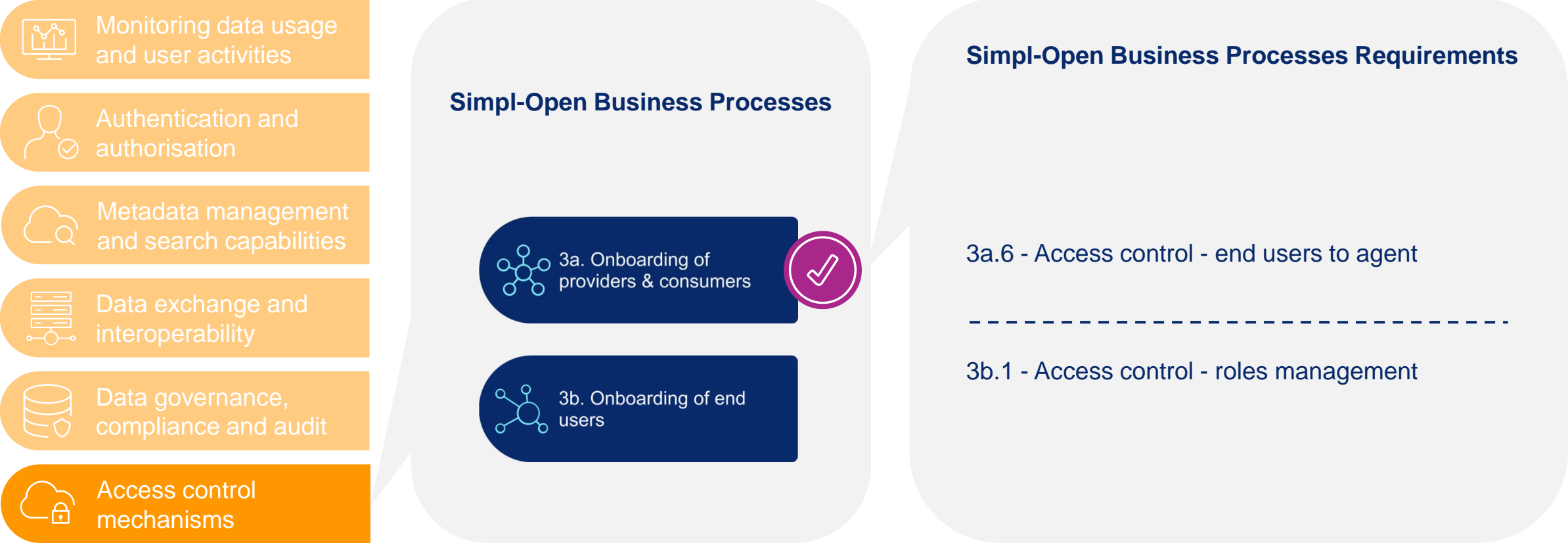
The data spaces/initiatives requirements were clustered on high-level categories



● Simpl-Live Common Requirements ● Simpl-Open Business Process ● Included in Simpl-Open MVP

# Access and control mechanisms are mapped to onboarding business processes

The data spaces/initiatives requirements were clustered on high-level categories



● Simpl-Live Common Requirements    ● Simpl-Open Business Process    ● Included in Simpl-Open MVP

The background is a dark blue field filled with a complex pattern of vertical lines and loops. These lines are in various colors including light blue, teal, orange, and purple. Some lines are straight, while others form U-shapes or more intricate loops. Small dots of the same colors are scattered throughout the pattern.

# Conclusion

Simpl-Live: Supporting data spaces with Simpl

# Conclusions

Recap of the topics discussed



We presented **what Simpl-Live is about** and its **objectives**



We presented the **methodology** of the feasibility studies



We showed the different **integration scenarios**



We presented the **list of (common) functional requirements**



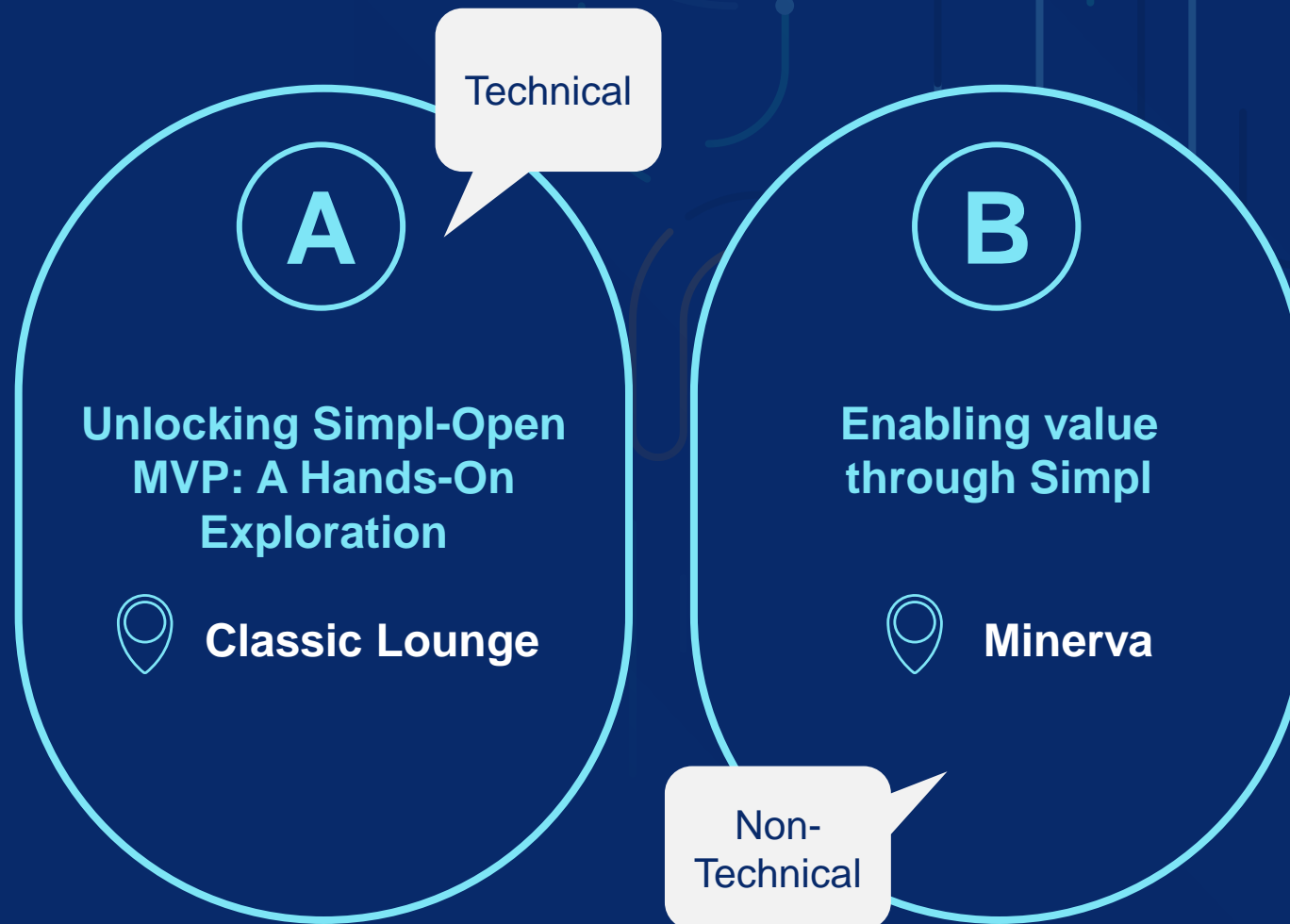
We invited you to understand Simpl-Live, and **prepare to integrate Simpl-Open**



# Q&A

# After Lunch

Go to the workshop  
you selected at the  
moment of  
registration



# Lunch Break

---

Simpl Annual Community Event  
will resume at 14:00

# Unlocking Simpl-Open MVP: A Hands-On Exploration

Parallel workshops  
Simpl Annual Community Event



# Unlocking Simpl-Open MVP: A Hands-On Exploration

Introducing the Speakers



**Nicolas Auricchio**

Lead Architect Simpl-Open,  
Sovereign-X



**Melanie Mirjana Friedrich**

IT Architect Simpl-Open,  
Sovereign-X



**Arian Firouzbakhsh**

Data Space Architect Simpl-Open,  
Sovereign-X



**Richard Mrasek**

Integration Architect Simpl-Open,  
Sovereign-X



**Pietro Bartoccioni**

Lead Architect IAA,  
Sovereign-X



**Dario Andrei**

Architect IAA,  
Sovereign-X



**Paulo Cabrita**

Solutions Architect Simpl-Open,  
Sovereign-X

The background is a dark blue field filled with a complex pattern of thin, colorful lines. These lines are primarily vertical but feature a variety of shapes, including U-turns, loops, and small dots at their ends. The colors used for the lines include light blue, teal, orange, and magenta. The overall effect is a dense, abstract, and somewhat organic-looking pattern.

# **Introduction to the architecture approach and domains**

Introduction to the workshop

# Introduction to the Architecture

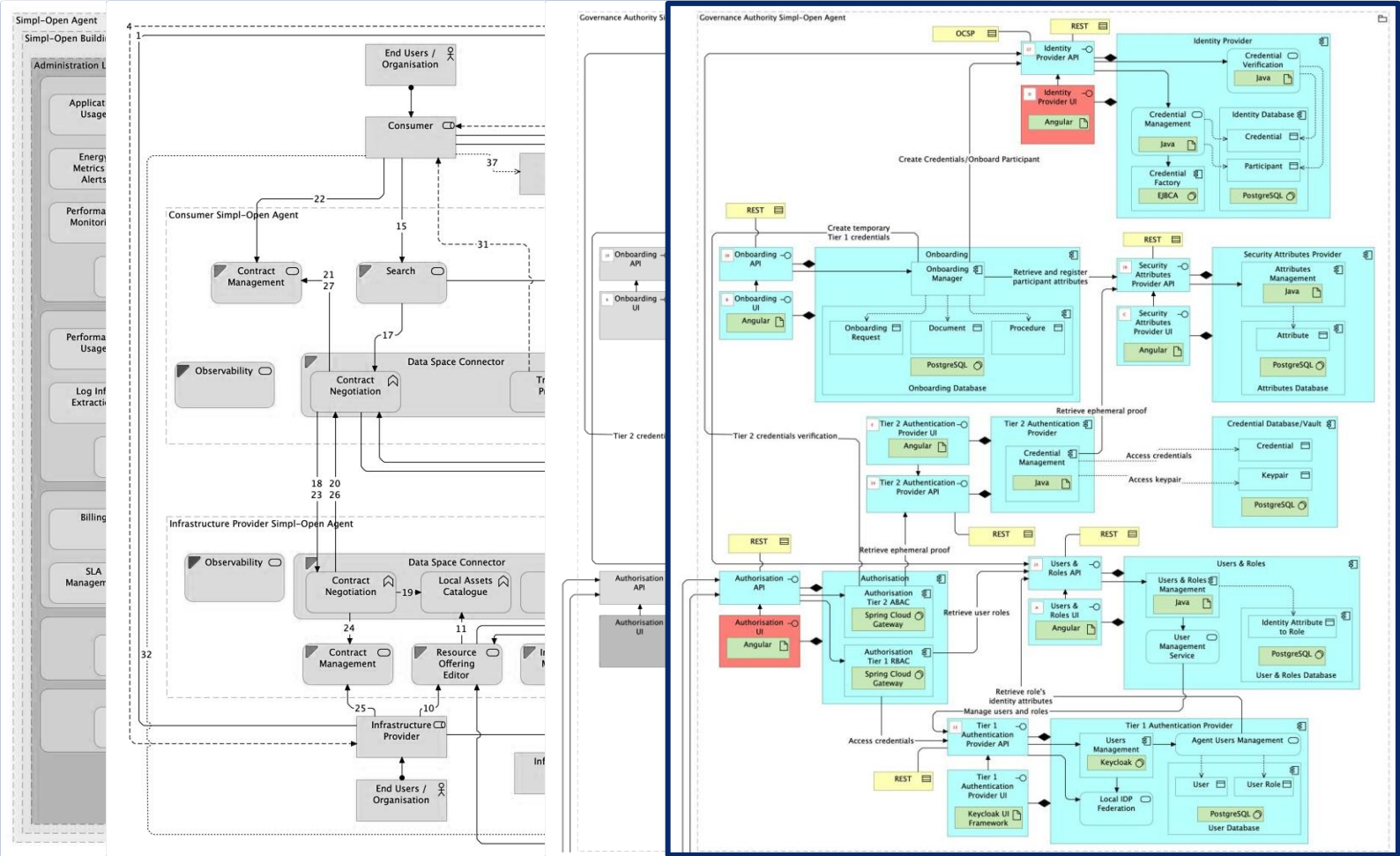
The architecture of Simpl-Open is created using a layered approach

High-Level Architecture

Business Architecture

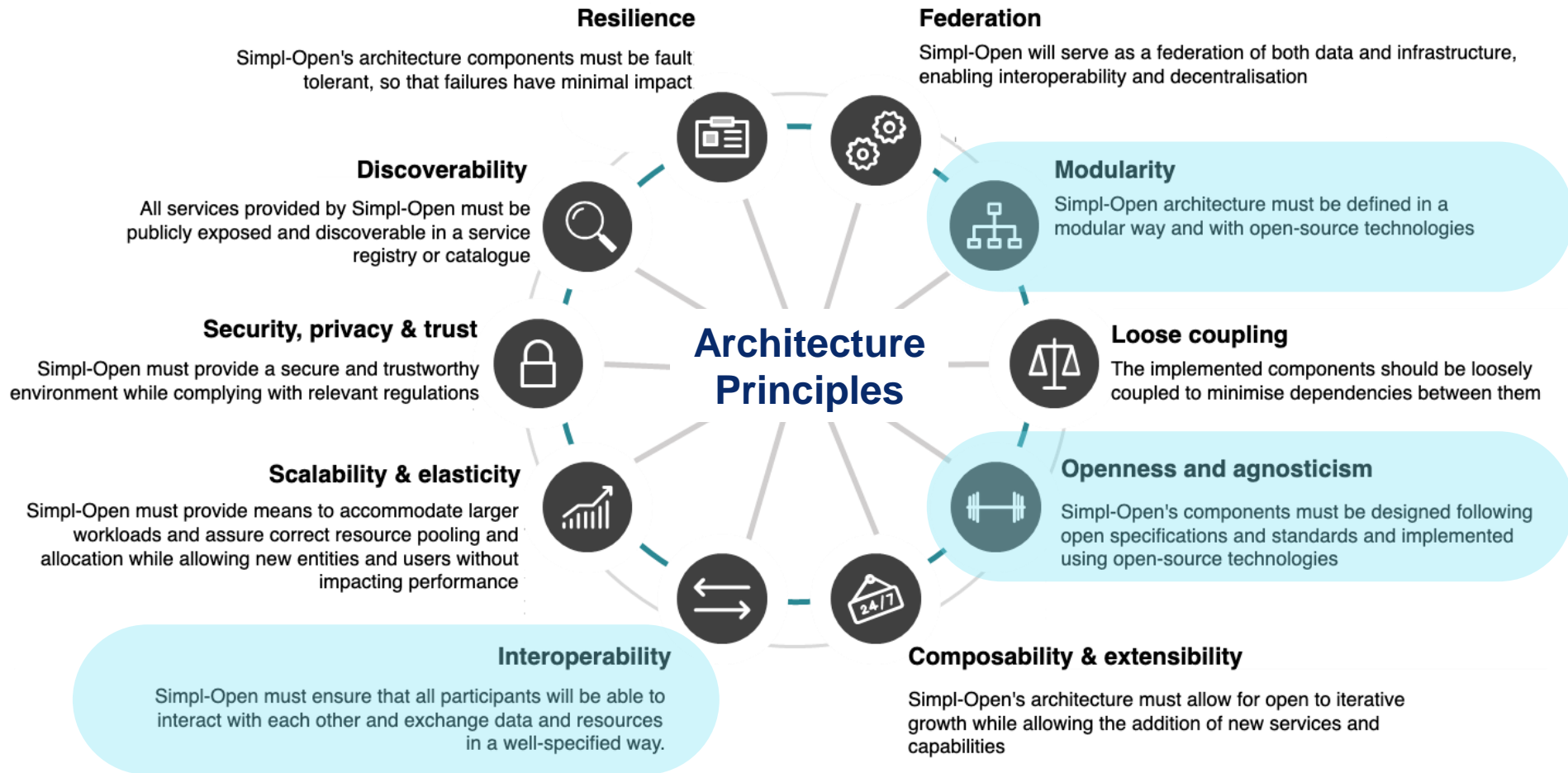
Application Architecture

Technology Architecture



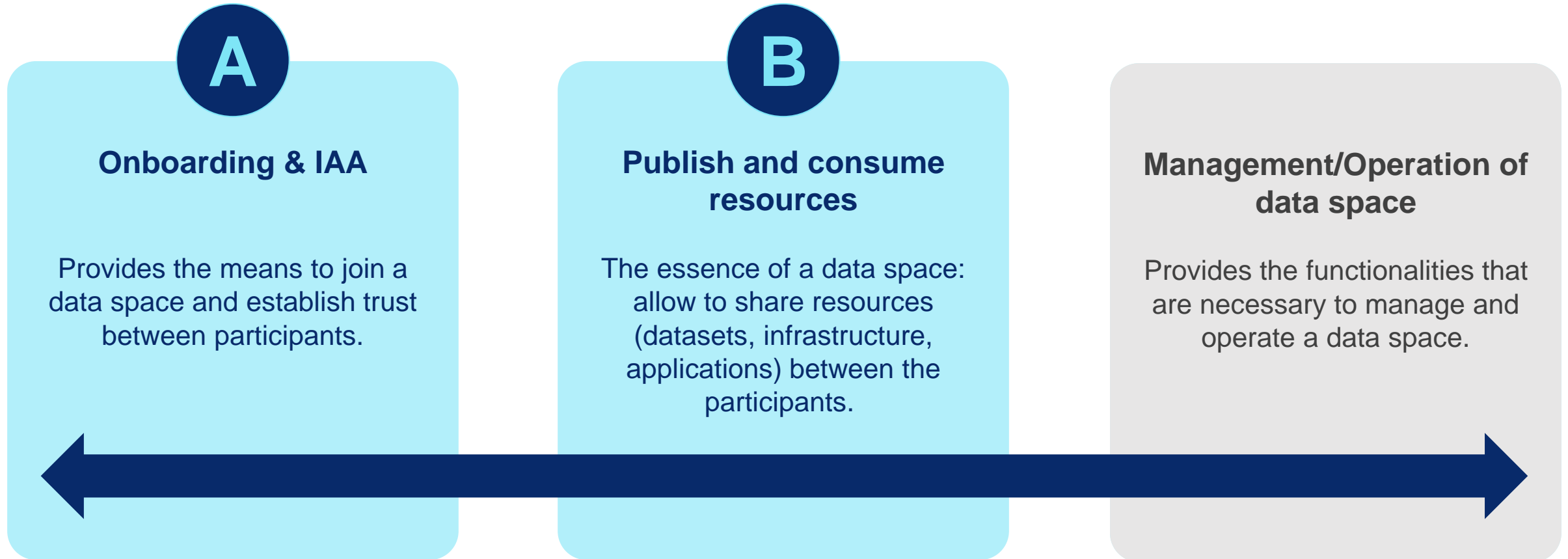
# Introduction to the Architecture

## Key architecture principles



# Introduction to the Architecture

Simpl-Open is decomposed into 3 functional domains



A

## Onboarding & IAA

Stay on this room



**Pietro Bartoccioni**  
Lead Architect IAA,  
Sovereign-X



**Dario Andrei**  
Architect IAA,  
Sovereign-X

**B**

## **Publish and Consume Resources**

[Go to the terrace](#)



**Richard Mrasek**  
Integration Architect Simpl-Open,  
Sovereign-X



**Arian Firouzbackhsh**  
Data Space Architect Simpl-  
Open, Sovereign-X



**Paulo Cabrita**  
Solution Architect Simpl-Open,  
Sovereign-X



**Melanie Mirjana Friedrich**  
IT Architect Simpl-Open,  
Sovereign-X



Technical Workshop

# Breakout Room Setup

🕒 2,5 hrs including a 20 min break



## Hybrid Breakout Room

📍 **Classic Lounge  
& Online**

Use of data space

Submit your  
question via  
Sli.do

## Onsite Breakout Room

📍 **Terrace**

Setting up a data  
space

Raise your  
hand to ask a  
question





# How to set up a data space

Identification Authentication Authorization and  
Onboarding

# Agenda

Break out: How to set up a data space

1

## IAA Architecture

- Two-tier approach
- Identity attributes
- Roles and relation with identity attributes

2

## Anatomy of Simpl-Open service

- Built-in service
- Access-through service

3

## Interoperability and comparison with IDS RAM 4.0

- Interoperability
- IDSA comparison

4

## Where to start to set up an agent?

- Official resources
- Workshop demo scope

5

## Onboarding participants

- "On Hands" demo

# Two-tier approach - summary

## IAA will not issue:

- Digital identities, only integrate existing ones (EU Login, eID, EUDIW, ...);
- Digital signature certificates or PIDs, rely on existing ones (eIDAS, EUDIW, ...);

## Tier 1

IAA for participant's agent end users.

Follows access control based on roles (RBAC).

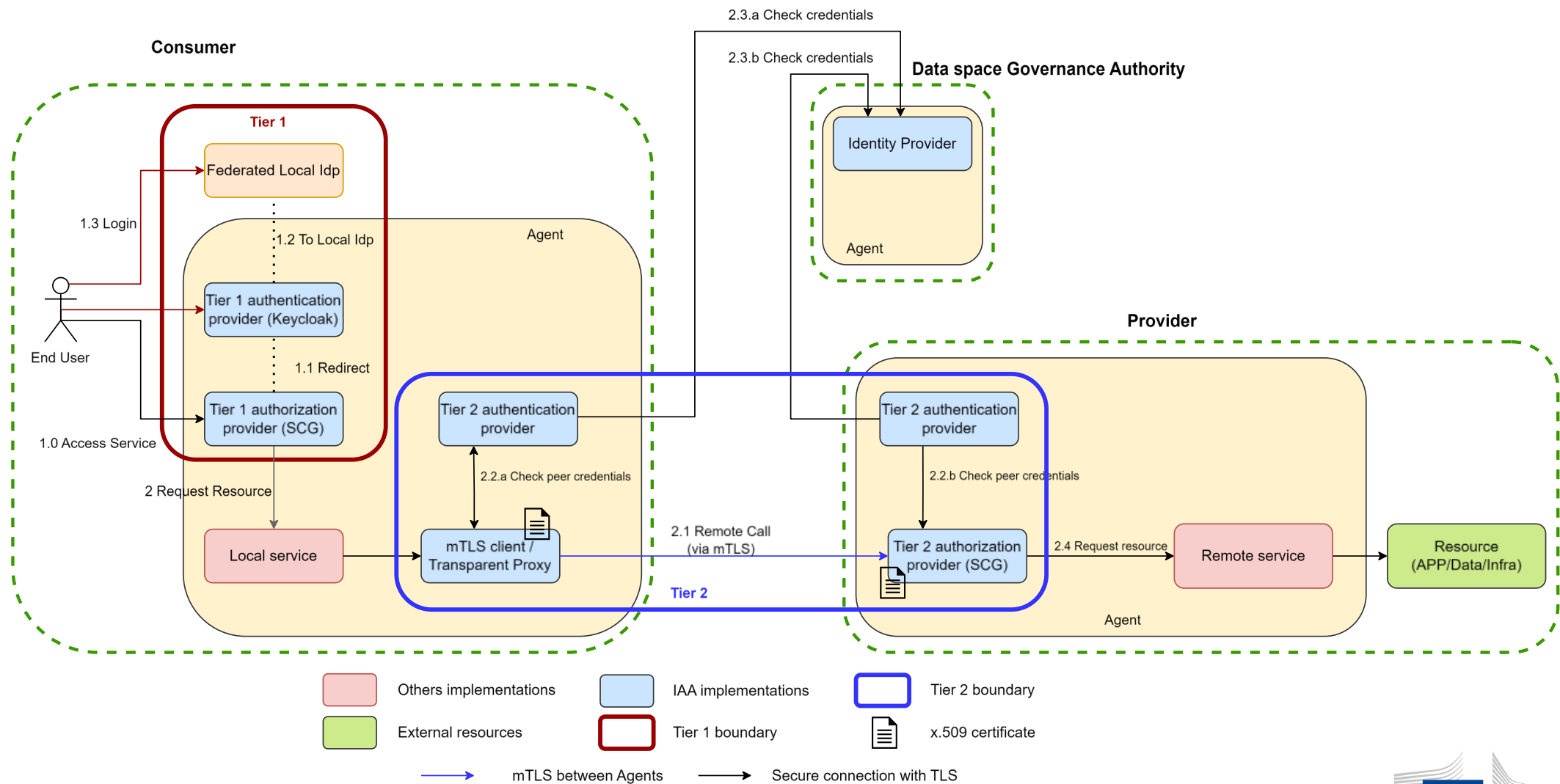
## Tier 2

IAA for communication between dataspace agents.

Follows access control based on identity attributes (ABAC).

The access to the data space functionalities is exclusively performed through Tier 1, end users see only his/her agent's functionalities.

# Two-tier approach - diagram



# Identity attributes

Defined by the data space Governance Authority (DGA), used to identify:

- Participant types (DGA, consumer, data/app/infra provider);
- Permissions across all agents (searching catalogue, publishing on catalogue,...);
- Rights to perform specific actions data space wide (signing contracts, consuming resources, ...);

Given by the DGA to any participant.

Assignable – by the participant's governance to a role; any user with that role inherits the attribute (permission/right).

Read-only (predefined):

- Have the same meaning data space-wide and eventually across data spaces (enabling common federation identity attributes);
- Not editable by the DGA;
- Used to enforce ABAC in the tier 2 communication;

Customizable:

- Allows to define additional data space permissions/rights;

# Roles and relation with identity attributes

Defined by the governance of a participant, are standard OIDC roles and are used to:

- Specify types of end users in the agent;
- Regulate the access of agent's features and functionalities;

Relation with assignable identity attributes allows the governance of a participant to:

- Delegate to a role one or more of its data space wide rights or permissions;
- Manage the received attributes independently, distributing them to groups of its end users;
- Establish which role (end users) operates *on behalf of* the participant;

An example of an identity attribute as a right is the RESEARCHER identity attribute used in the catalogue search engine to filter service offerings results.

# Agenda

Break out: How to set up a data space

1

## IAA Architecture

- Two-tier approach
- Identity attributes
- Roles and relation with identity attributes

2

## Anatomy of Simpl-Open service

- Built-in service
- Access-through service

3

## Interoperability and comparison with IDS RAM 4.0

- Interoperability
- IDSA comparison

4

## Where to start to set up an agent?

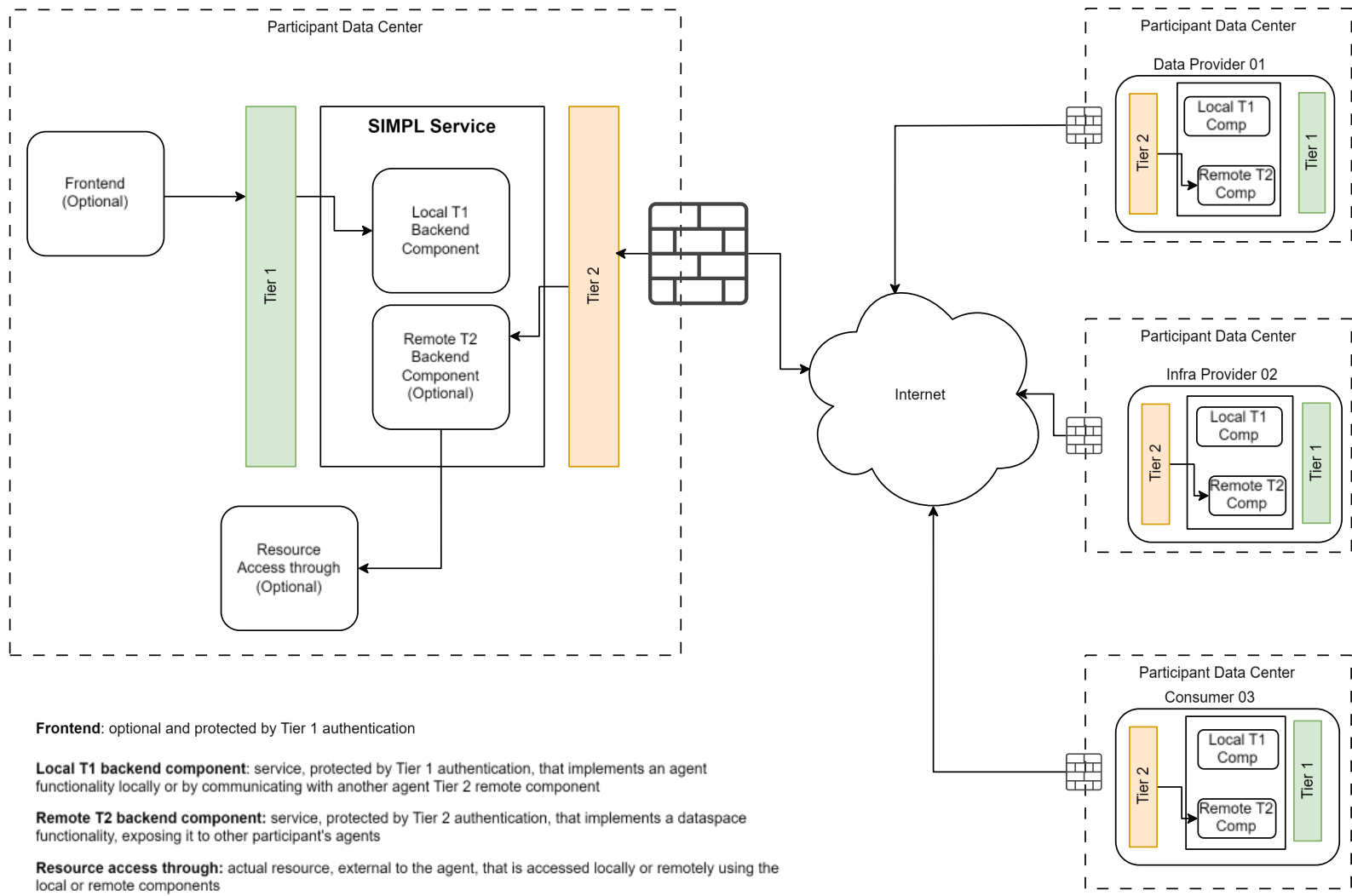
- Official resources
- Workshop demo scope

5

## Onboarding participants

- "On Hands" demo

# Anatomy of a service

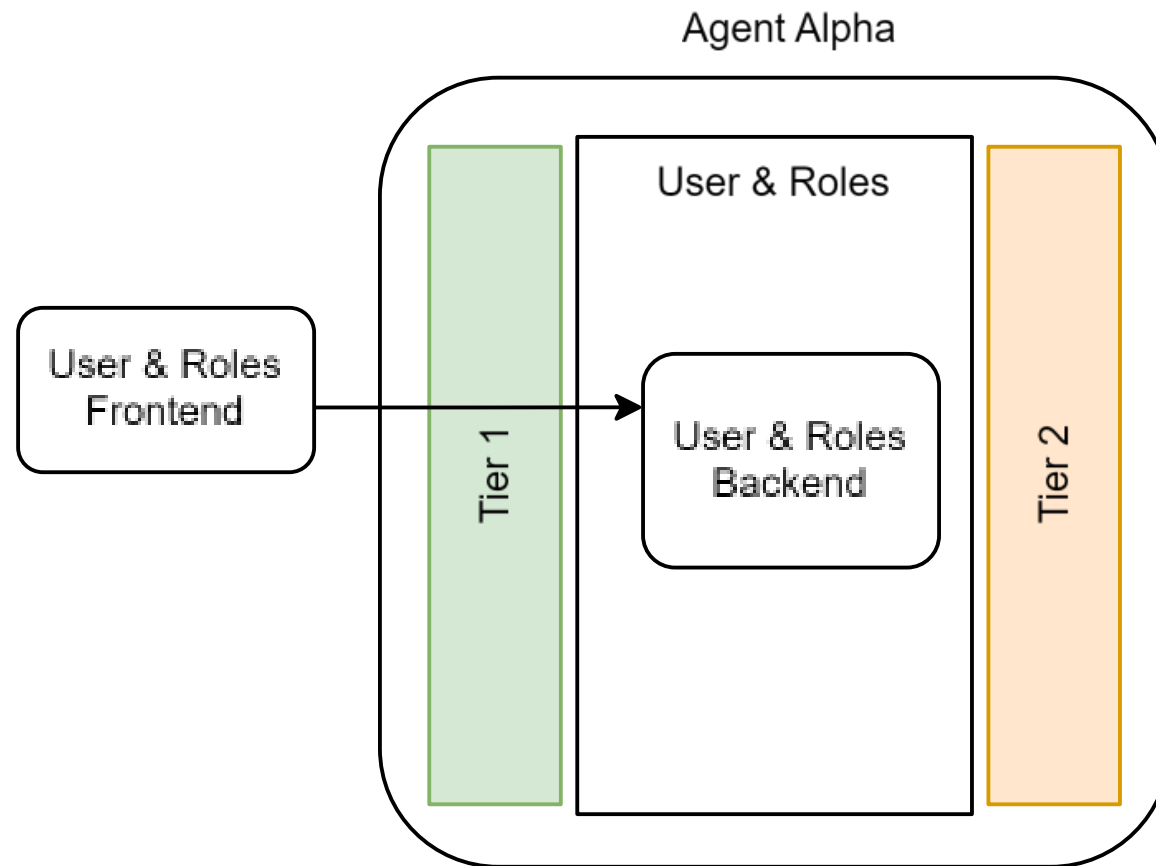




# Built-in - Local service

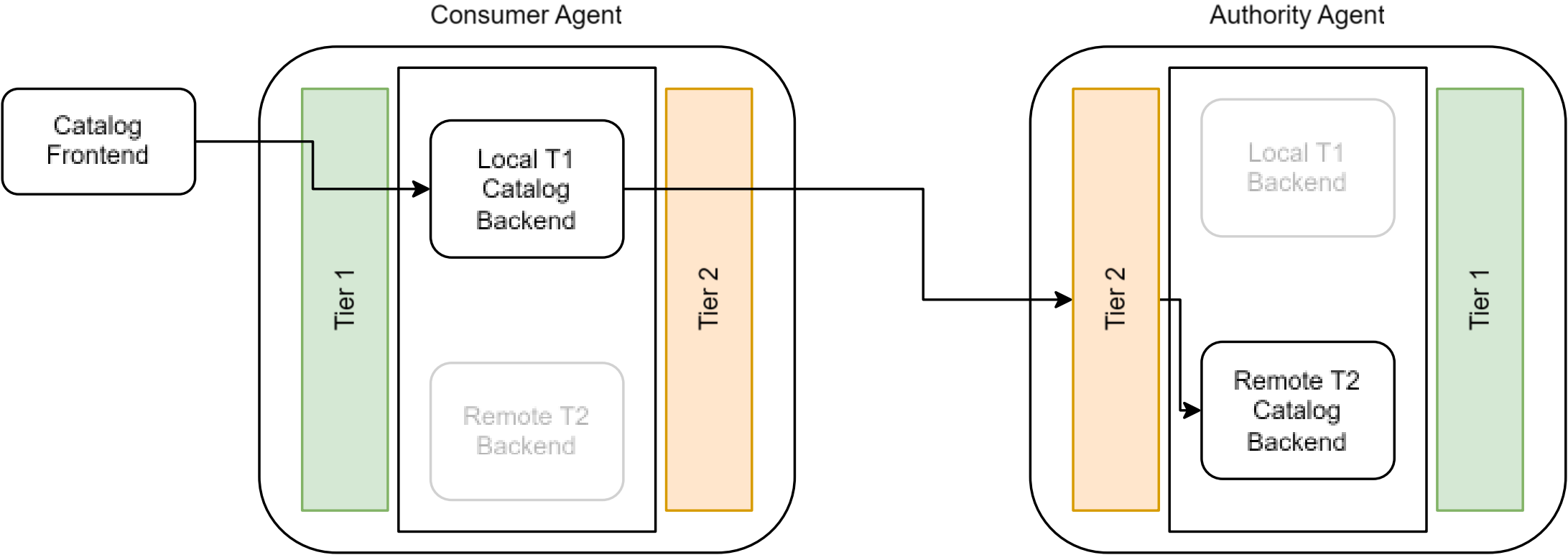
Uses a frontend (optional) and a local tier 1 backend.

Implements a local core functionality: e.g. users and roles management.



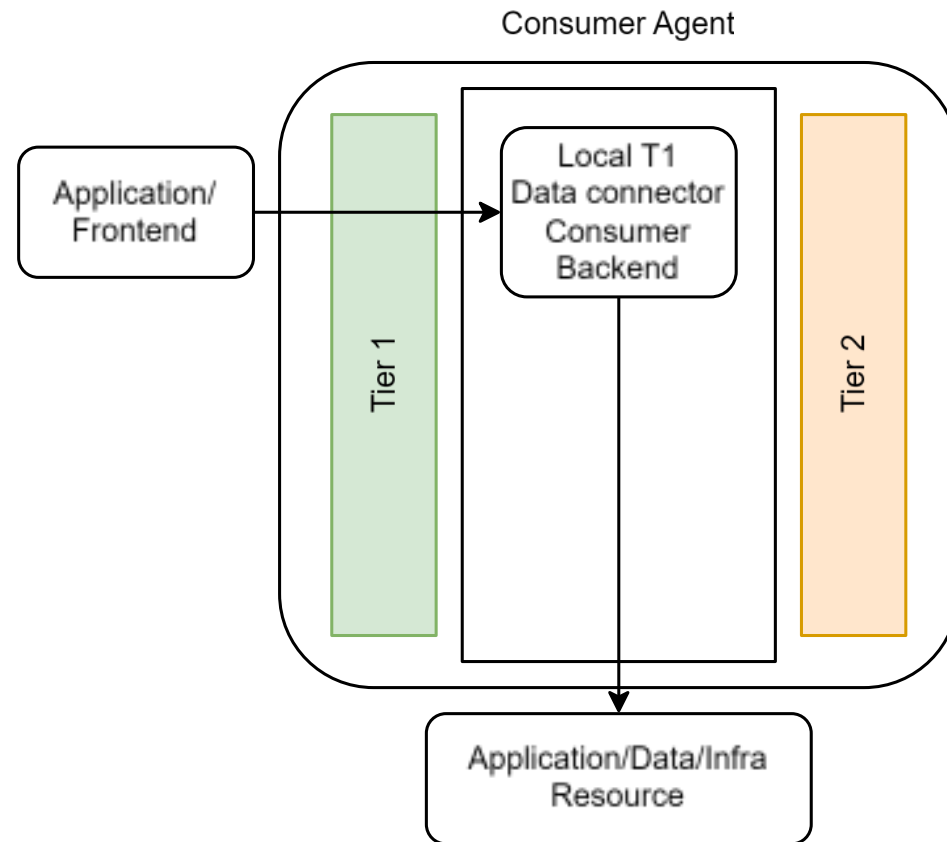
# Built-in - Across agent's service

Uses a frontend (optional) and a local Tier 1 backend, working with a remote Tier 2 backend.  
Implements a remote core functionality: e.g. searching catalogue.



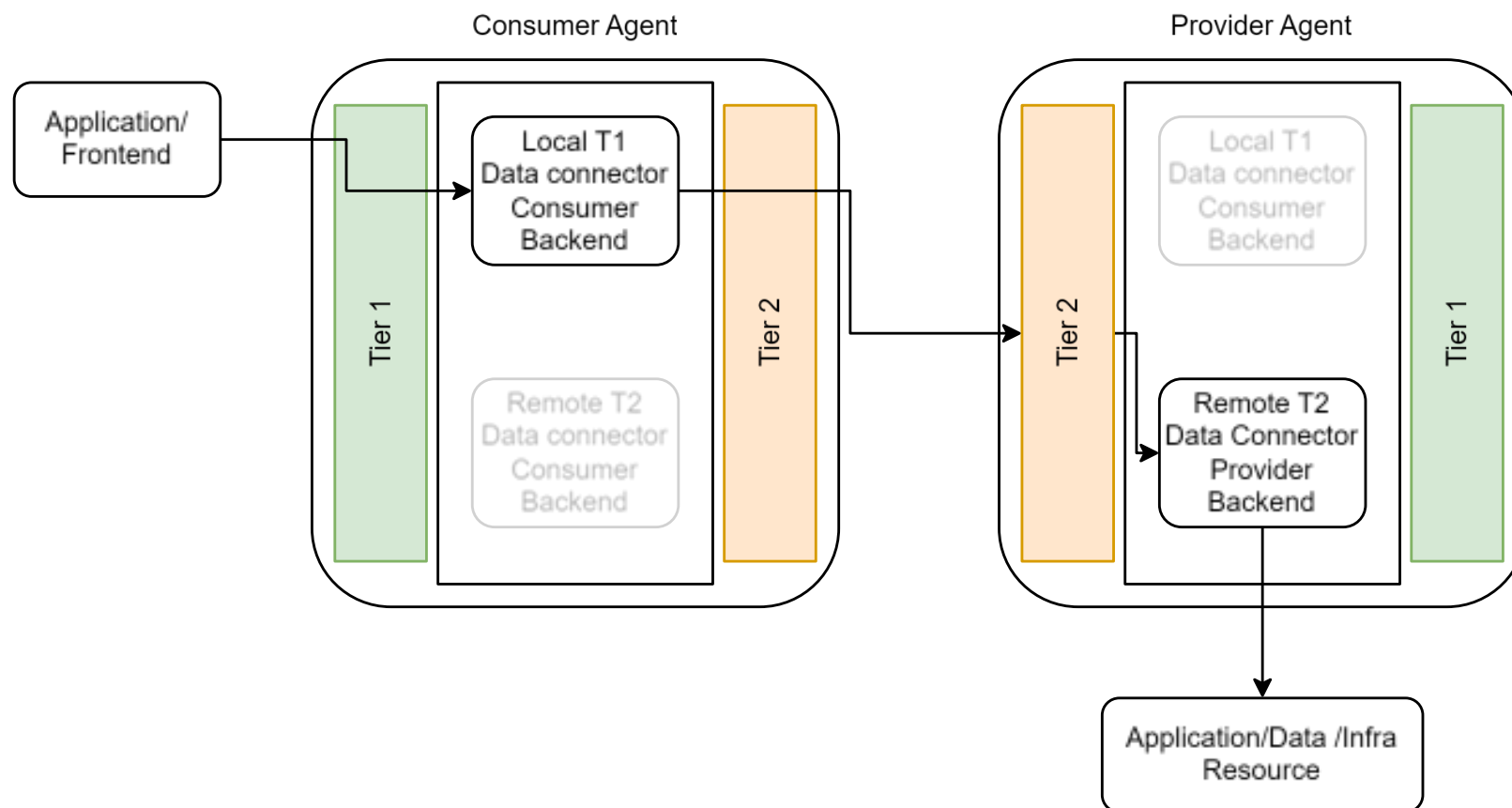
# Access-through - Local service

Uses a frontend (optional) and a local Tier 1 backend that accesses a local resource (external to the agent).



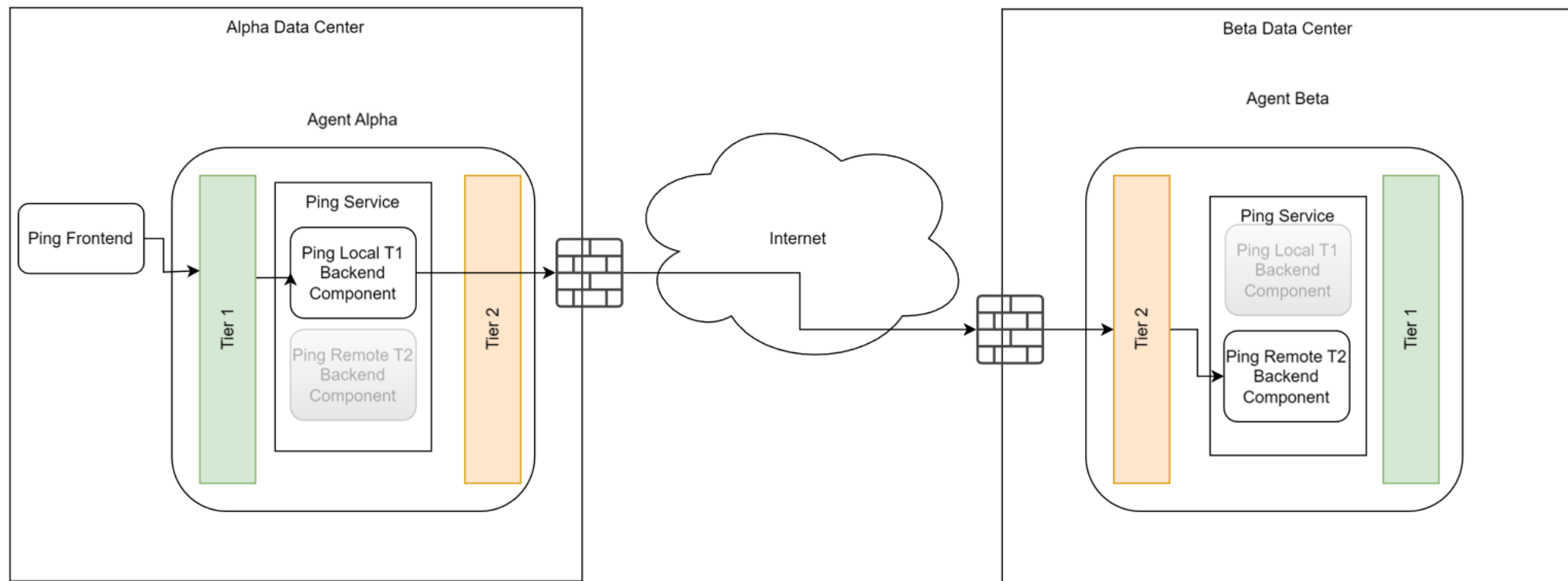
# Access-through - Across agent's service

Uses a frontend (optional) and a local Tier 1 backend, working with a remote Tier 2 backend, accessing a remote resource (external to the agent).



# An example: “Echo”

Example of a IAA enabled service: will become the template project to integrate IAA functionalities



# Agenda

Break out: How to set up a data space

1

## IAA Architecture

- Two-tier approach
- Identity attributes
- Roles and relation with identity attributes

2

## Anatomy of Simpl-Open service

- Built-in service
- Access-through service

3

## Interoperability and comparison with IDS RAM 4.0

- Interoperability
- IDSA comparison

4

## Where to start to set up an agent?

- Official resources
- Workshop demo scope

5

## Onboarding participants

- "On Hands" demo

# Interoperability of IAA

## Built-in in Keycloak:

### Identity Brokering and Social Login

Enabling login with social networks is easy to add through the admin console. It's just a matter of selecting the social network you want to add. No code or changes to your application is required.

Keycloak can also authenticate users with existing OpenID Connect or SAML 2.0 Identity Providers. Again, this is just a matter of configuring the Identity Provider through the admin console.



### User Federation

Keycloak has built-in support to connect to existing LDAP or Active Directory servers. You can also implement your own provider if you have users in other stores, such as a relational database.



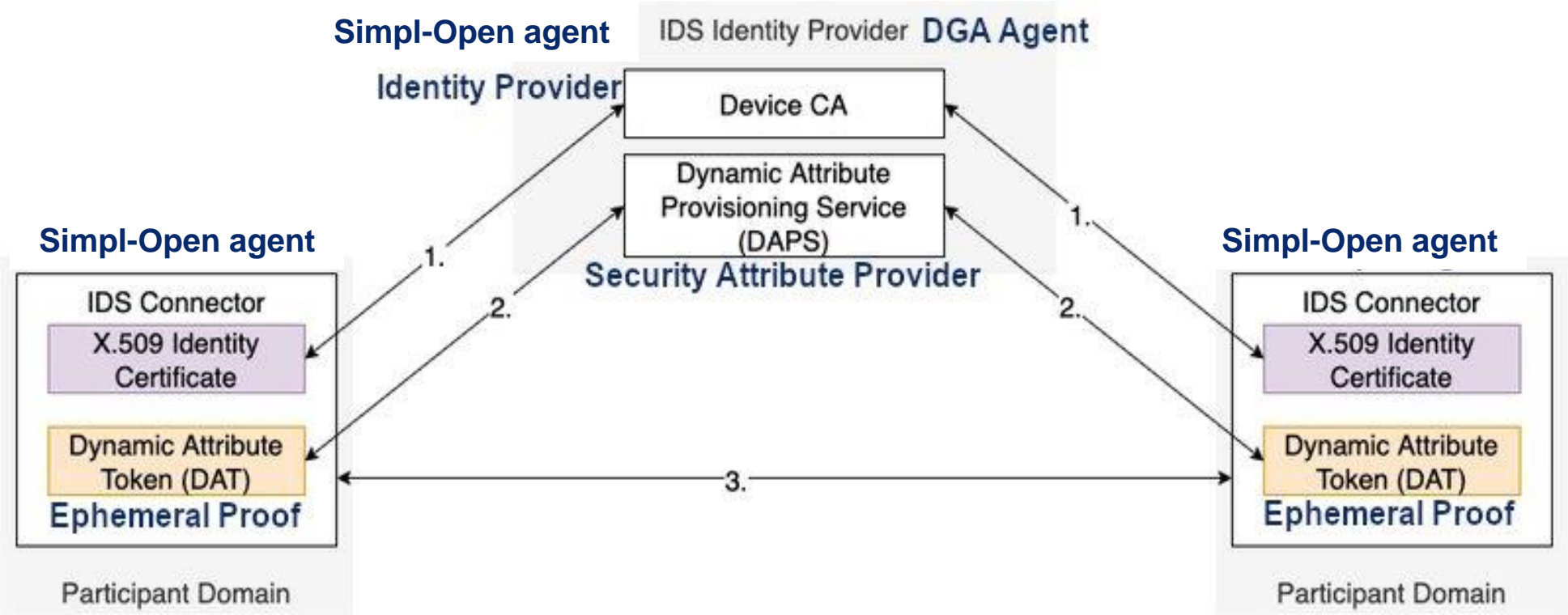
## Additional integrations\*:

- OIDC4VC (EUDIW, OCM, walt.id, ...);
- EU Login;
- eID;

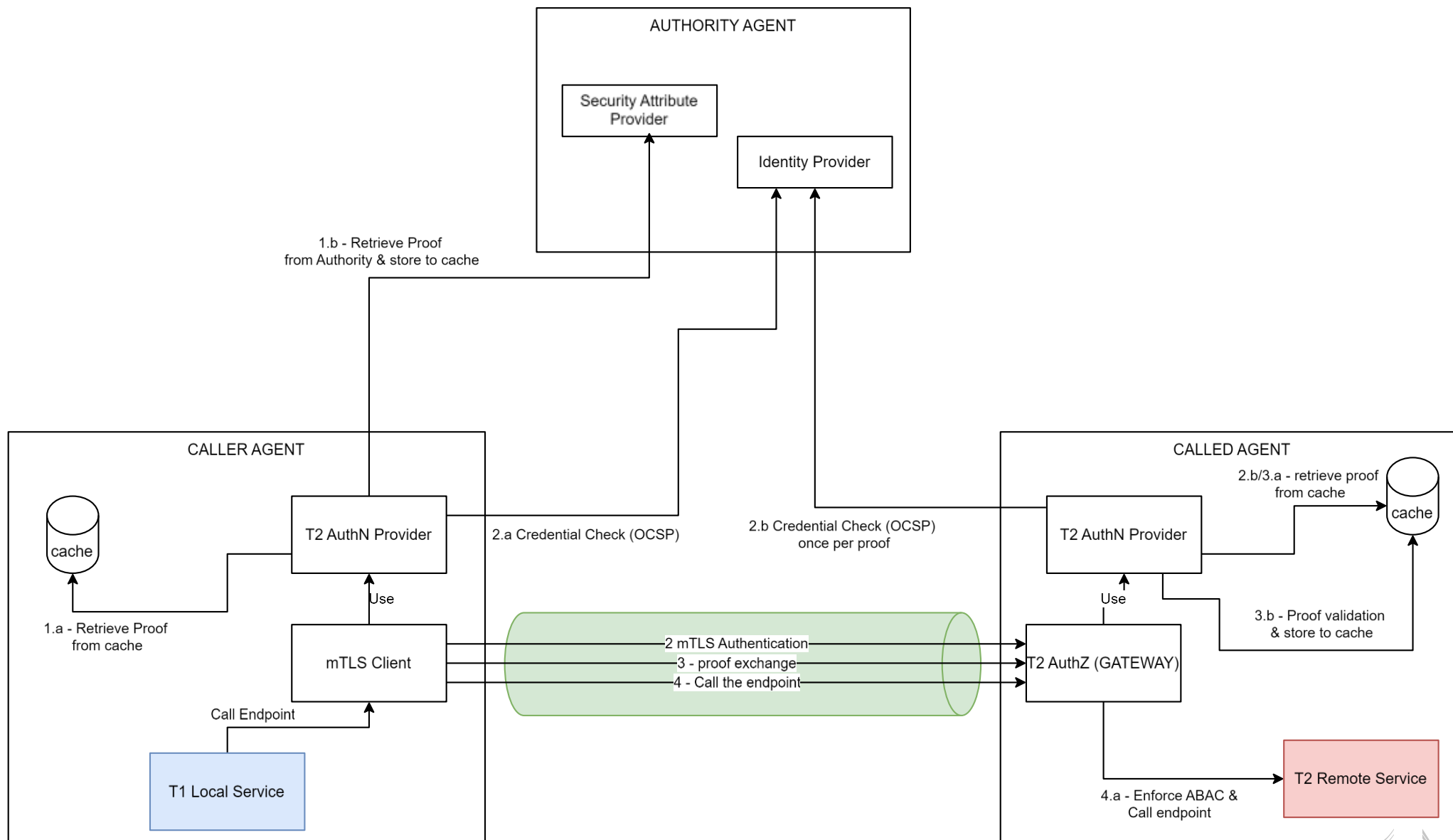
\* not part of MVP

# Comparison with IDS RAM 4.0

The agent is also designed to be treated as an IDS device (RAM 4.0 Knowledge Base).  
In the following picture the mapping between IDS RAM and Simpl-Open components (in blue).







# Agenda

Break out: How to set up a data space

1

## IAA Architecture

- Two-tier approach
- Identity attributes
- Roles and relation with identity attributes

2

## Anatomy of Simpl-Open service

- Built-in service
- Access-through service

3

## Interoperability and comparison with IDS RAM 4.0

- Interoperability
- IDSA comparison

4

## Where to start to set up an agent?

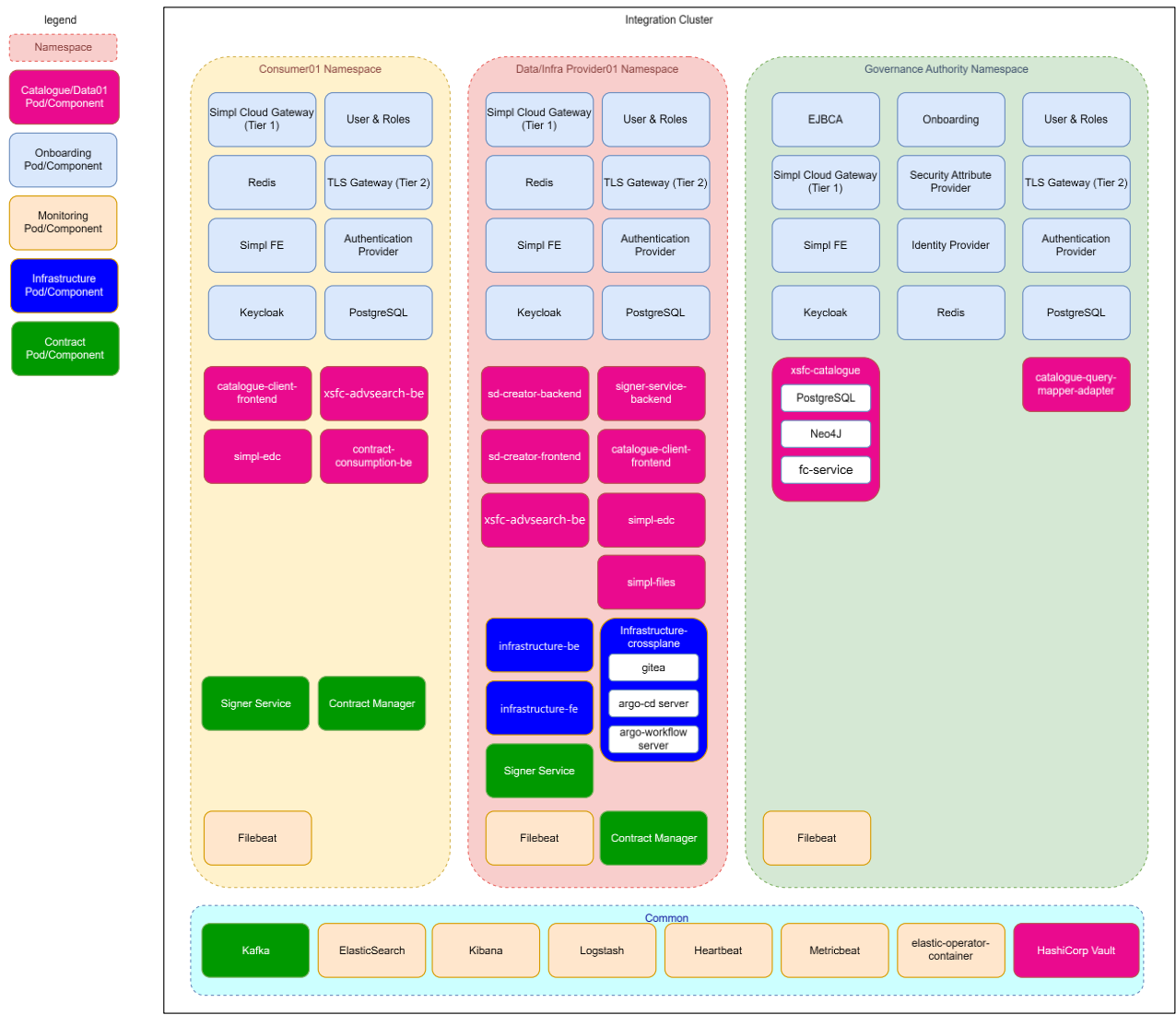
- Official resources
- Workshop demo scope

5

## Onboarding participants

- "On Hands" demo

# Where to start to setup an agent?



Integration team repositories:

- [Governance Authority;](#)
- [Data Provider;](#)
- [Consumer;](#)
- [Common Components;](#)

# Where to start to setup an agent?

## Workshop demo

### Onboarding components

Kubernetes cluster with four namespaces to simulate the four participants' data centers:

- iaa-demo-authority – data space Governace Authority premise;
- iaa-demo-data-provider – data provider agent, already onboarded;
- iaa-demo-consumer – consumer agent, not onboarded;
- iaa-demo-new-consumer – consumer agent, will deploy it;

# How an IAA agent stack is deployed

## Helm chart

```
global:
# ...
hostFe: fe.iaa-ds-new-consumer.demo.aruba-simpl.cloud
hostBe: t1.iaa-ds-new-consumer.demo.aruba-simpl.cloud
hostT2: t2.iaa-ds-new-consumer.demo.aruba-simpl.cloud
hostAuthority: t2.iaa-ds-authority.demo.aruba-simpl.cloud
# ...
simpl-cloud-gateway:
# ...
appConfig:
spring:
cloud:
gateway:
routes:
- id: keycloak
uri: $keycloak.url
predicates:
- Path=/auth/**
filters:
- StripPrefix=1
- id: users-roles
uri: $users-roles.url
predicates:
- Path=/user-api/**
filters:
- StripPrefix=1
# ...
routes:
public-urls:
- method: GET
path: "/v3/api-docs/**"
# ...
denied-urls:
- method: GET
path: "/auth-api/keypair"
rbac:
- method: POST
path: "/auth-api/keypair/import"
roles:
- ONBOARDER_M
- path: "/auth-api/keypair/**"
roles:
- ONBOARDER_M
- method: POST
path: "/auth-api/csr/generate"
roles:
- ONBOARDER_M
- path: "/auth-api/keypair"
method: HEAD
roles:
- ONBOARDER_M
# ...

apiVersion: v2
name: authority
version: 2.0.0
Appversion: 2.0.0
description: This Chart deploys a SIMPL Authority.
dependencies:
- name: redis
version: 19.6.0
repository: https://charts.bitnami.com/bitnami
- name: postgresql
version: 15.2.5
repository: https://charts.bitnami.com/bitnami
- name: keycloak
repository: https://charts.bitnami.com/bitnami
version: 22.2.5
- name: ejbca-community-helm
version: 1.0.3
repository: "https://keyfactor.github.io/ejbca-community-helm"
alias: ejbca
- name: onboarding
version: 1.0.2
repository: https://code.europa.eu/api/v4/projects/778/packages/helm/stable
- name: security-attributes-provider
repository: https://code.europa.eu/api/v4/projects/861/packages/helm/stable
version: 1.0.1
- name: simpl-cloud-gateway
repository: https://code.europa.eu/api/v4/projects/772/packages/helm/stable
version: 1.0.1
- name: users-roles
version: 1.0.1
repository: https://code.europa.eu/api/v4/projects/771/packages/helm/stable
- name: identity-provider
version: 1.0.2
repository: https://code.europa.eu/api/v4/projects/913/packages/helm/stable
- name: simpl-fe
version: 1.0.3
repository: https://code.europa.eu/api/v4/projects/769/packages/helm/stable
- name: authentication-provider
version: 1.0.0
repository: https://code.europa.eu/api/v4/projects/939/packages/helm/stable
- name: tls-gateway
repository: https://code.europa.eu/api/v4/projects/868/packages/helm/stable
version: 1.0.2
```

Full example is [here](#)

## What we will do:

- deploy an agent;
- configure an onboarding procedure;
- doing an onboarding for the consumer agent;
- review the agent deployed at the first step;

# Agenda

Break out: How to set up a data space

1

## IAA Architecture

- Two-tier approach
- Identity attributes
- Roles and relation with identity attributes

2

## Anatomy of Simpl-Open service

- Built-in service
- Access-through service

3

## Interoperability and comparison with IDS RAM 4.0

- Interoperability
- IDSA comparison

4

## Where to start to set up an agent?

- Official resources
- Workshop demo scope

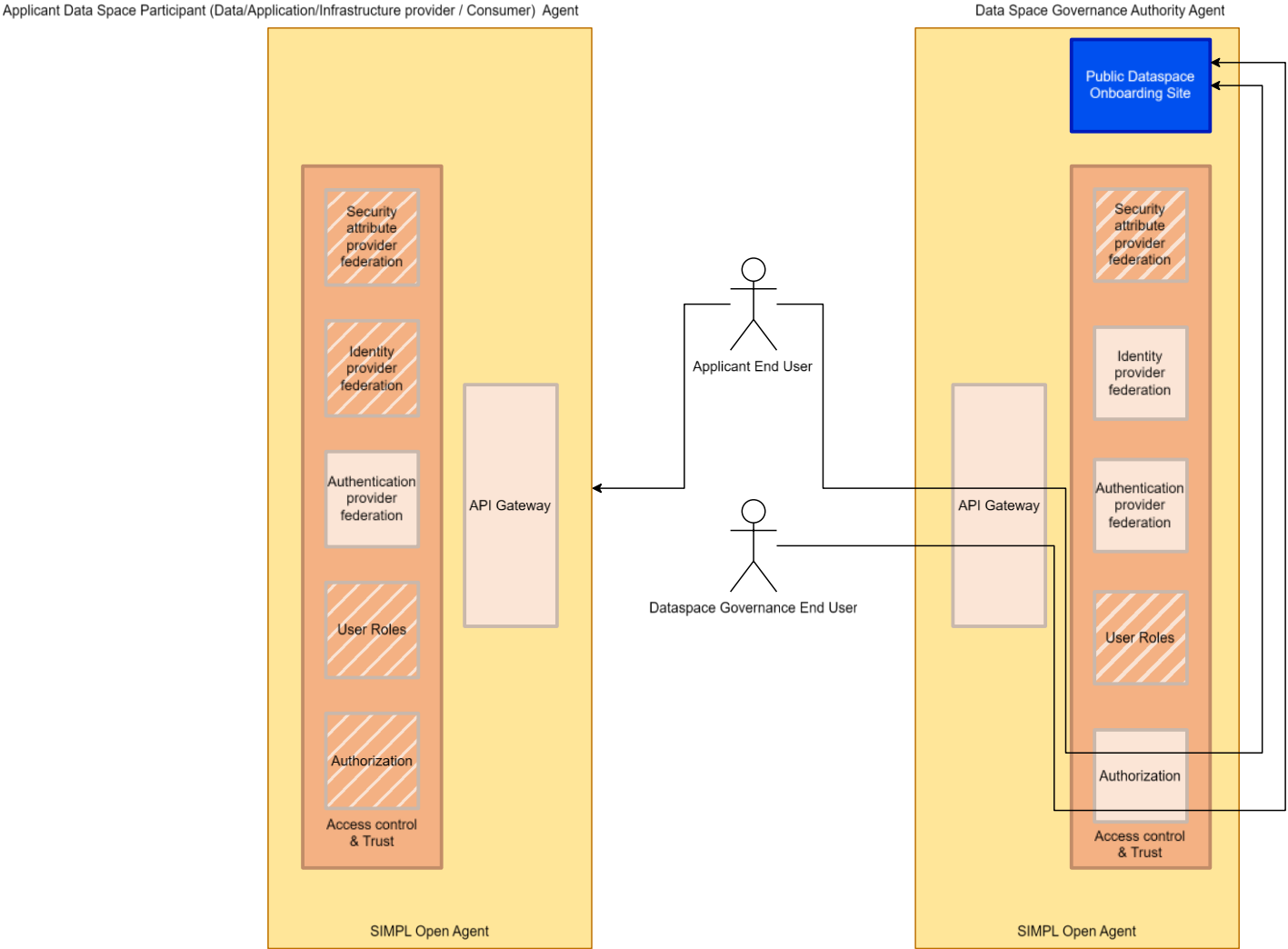
5

## Onboarding participants

- "On Hands" demo

# Onboarding participants

## Diagram



# Onboarding participants

## Actors:

Where	Who	Role	Role description
Consumer Agent	ssaxander Williams <a.w@email.com>	ONBOARDER_M	Setup administrator role, the one who is in charge of the agent initialization
DGA Agent	Emily Johnson <e.j@email.com>	T2IAA_M	In charge of defining and changing the onboarding procedure itself
DGA Agent	Alexander Williams <a.w@email.com>	APPLICANT	end user responsible for onboarding an applicant data space participant
DGA Agent	Micheal Thompson <m.t@email.com>	NOTARY	In charge of taking care of onboarding requests and follow their process

## Pages:

Where	Purpose	Page
Consumer Agent	Agent credential configuration	/participant-utility/agent-configuration
DGA Agent	Onboarding template management	/onboarding/administration/management/onboarding-procedures
DGA Agent	Onboarding kick off	/onboarding
DGA Agent	Onboarding administration dashboard	/onboarding/administration
DGA Agent	Onboarding summary page	/onboarding/application/additional-request



# Q&A

The background is a dark blue field filled with a complex pattern of thin, colorful lines. These lines are primarily vertical but feature a variety of shapes, including U-turns, loops, and small dots at their ends. The colors used for the lines include light blue, teal, orange, and magenta. The overall effect is a dense, abstract, and modern visual texture.

# Use of a data space

Break-out 2

# Agenda

Break out: Use of a data space

1

## Simplified Architecture

- Fundamental architecture concepts.

2

## Deployment Scripts

- Explaining Deployment Scripts and their structure.
- How to add deployment scripts and How to add infra or bundle offerings to the catalogue.

3

## Creating and Adding Service Offerings

- Explaining usage and access policies and their types.
- Using identity attributes with access policies.
- Validation process for the Self-Descriptions.

4

## Search of Service Offering

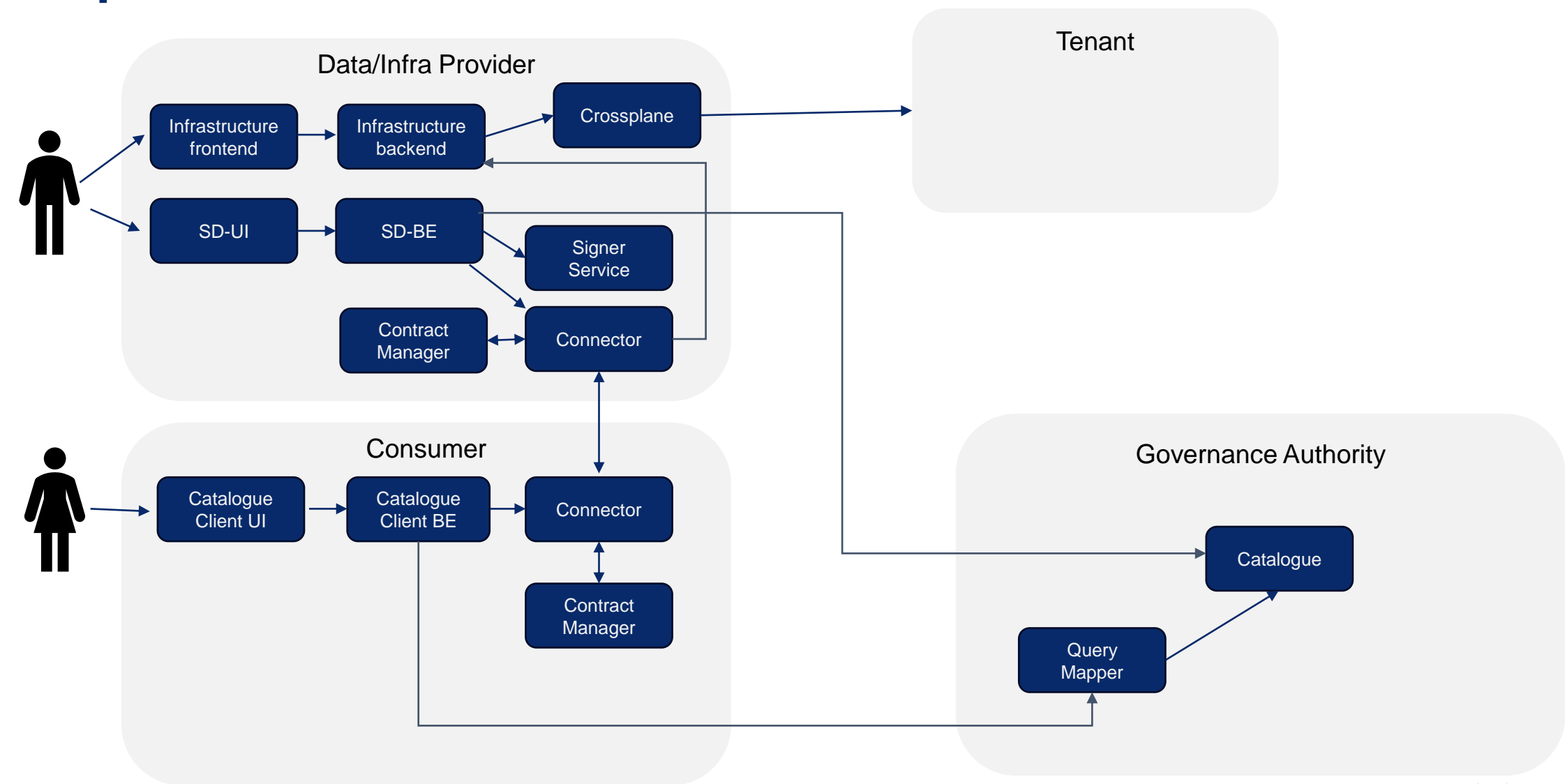
- Show different users with different access levels, searching for Resource Descriptions that they do/don't have access to.
- Show Quick Search and Advanced Search.

5

## Consumption

- Requesting and receiving a dataset via connector (traditional data space use case)
- Reviewing the offers and their policies, contracting and accessing the resource (Bundle).

# Simplified Architecture



# Agenda

Break out: Use of a data space

1

## Simplified Architecture

- Fundamental architecture concepts.

2

## Deployment Scripts

- Explaining Deployment Scripts and their structure.
- How to add deployment scripts and How to add infra or bundle offerings to the catalogue.

3

## Creating and Adding Service Offerings

- Explaining usage and access policies and their types.
- Using identity attributes with access policies.
- Validation process for the Self-Descriptions.

4

## Search of Service Offering

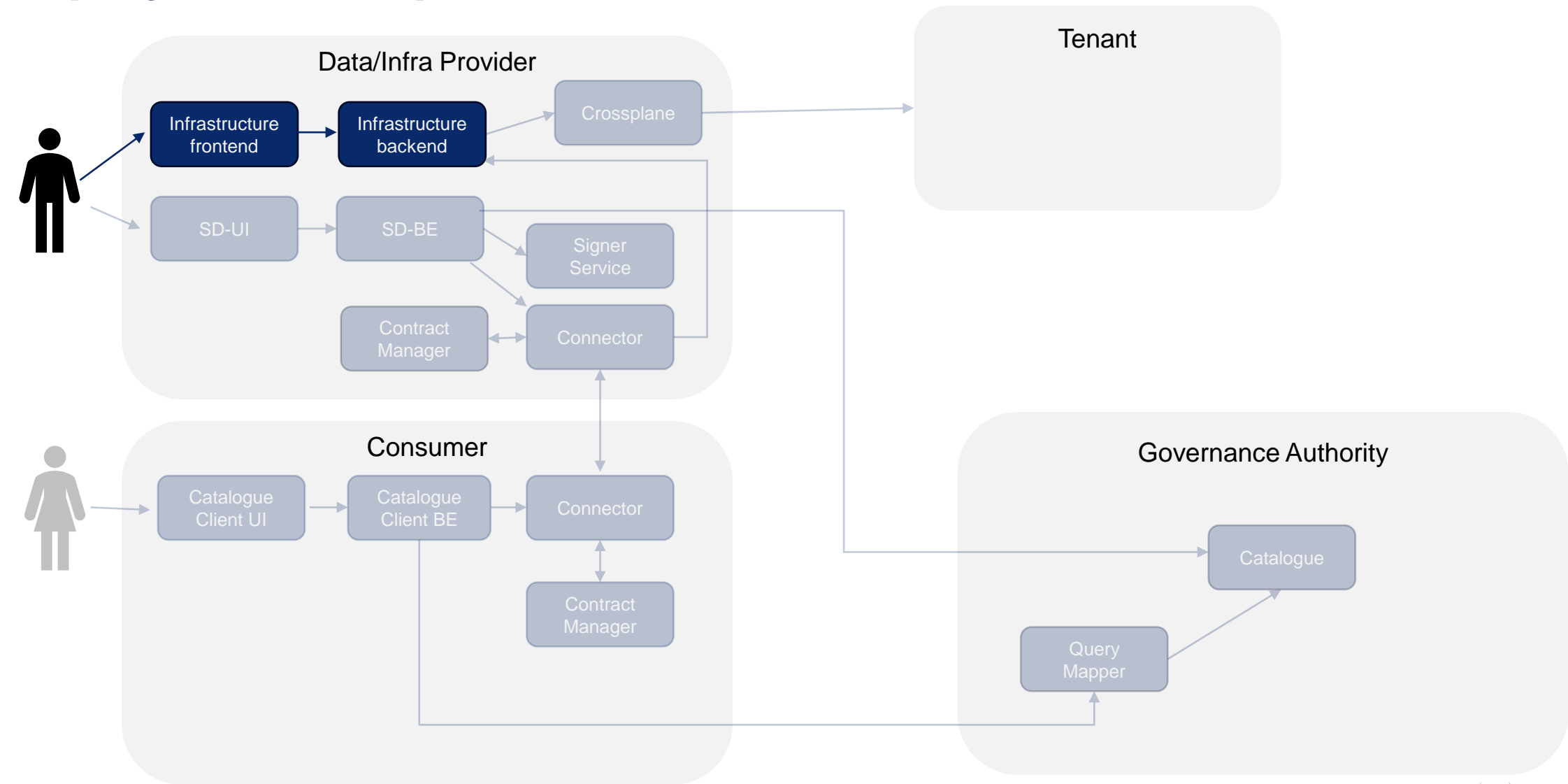
- Show different users with different access levels, searching for Resource Descriptions that they do/don't have access to.
- Show Quick Search and Advanced Search.

5

## Consumption

- Requesting and receiving a dataset via connector (traditional data space use case)
- Reviewing the offers and their policies, contracting and accessing the resource (Bundle).

# Deployment Scripts



# Agenda

Break out: Use of a data space

1

## Simplified Architecture

- Fundamental architecture concepts.

2

## Deployment Scripts

- Explaining Deployment Scripts and their structure.
- How to add deployment scripts and How to add infra or bundle offerings to the catalogue.

3

## Creating and Adding Service Offerings

- Explaining usage and access policies and their types.
- Using identity attributes with access policies.
- Validation process for the Self-Descriptions.

4

## Search of Service Offering

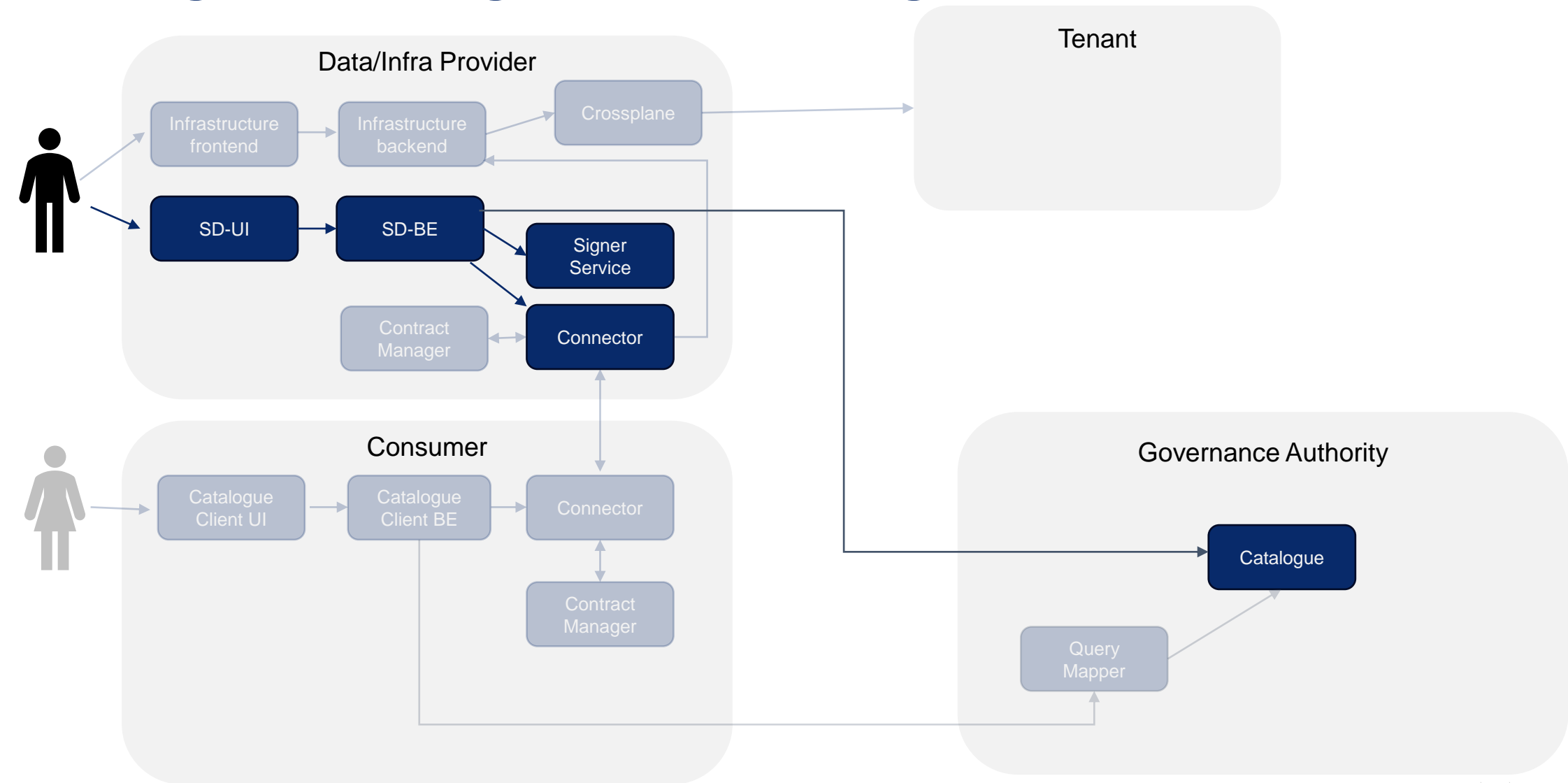
- Show different users with different access levels, searching for Resource Descriptions that they do/don't have access to.
- Show Quick Search and Advanced Search.

5

## Consumption

- Requesting and receiving a dataset via connector (traditional data space use case)
- Reviewing the offers and their policies, contracting and accessing the resource (Bundle).

# Creating and Adding Service Offerings





# Agenda

Break out: Use of a data space

1

## Simplified Architecture

- Fundamental architecture concepts.

2

## Deployment Scripts

- Explaining Deployment Scripts and their structure.
- How to add deployment scripts and How to add infra or bundle offerings to the catalogue.

3

## Creating and Adding Service Offerings

- Explaining usage and access policies and their types.
- Using identity attributes with access policies.
- Validation process for the Self-Descriptions.

4

## Search of Service Offering

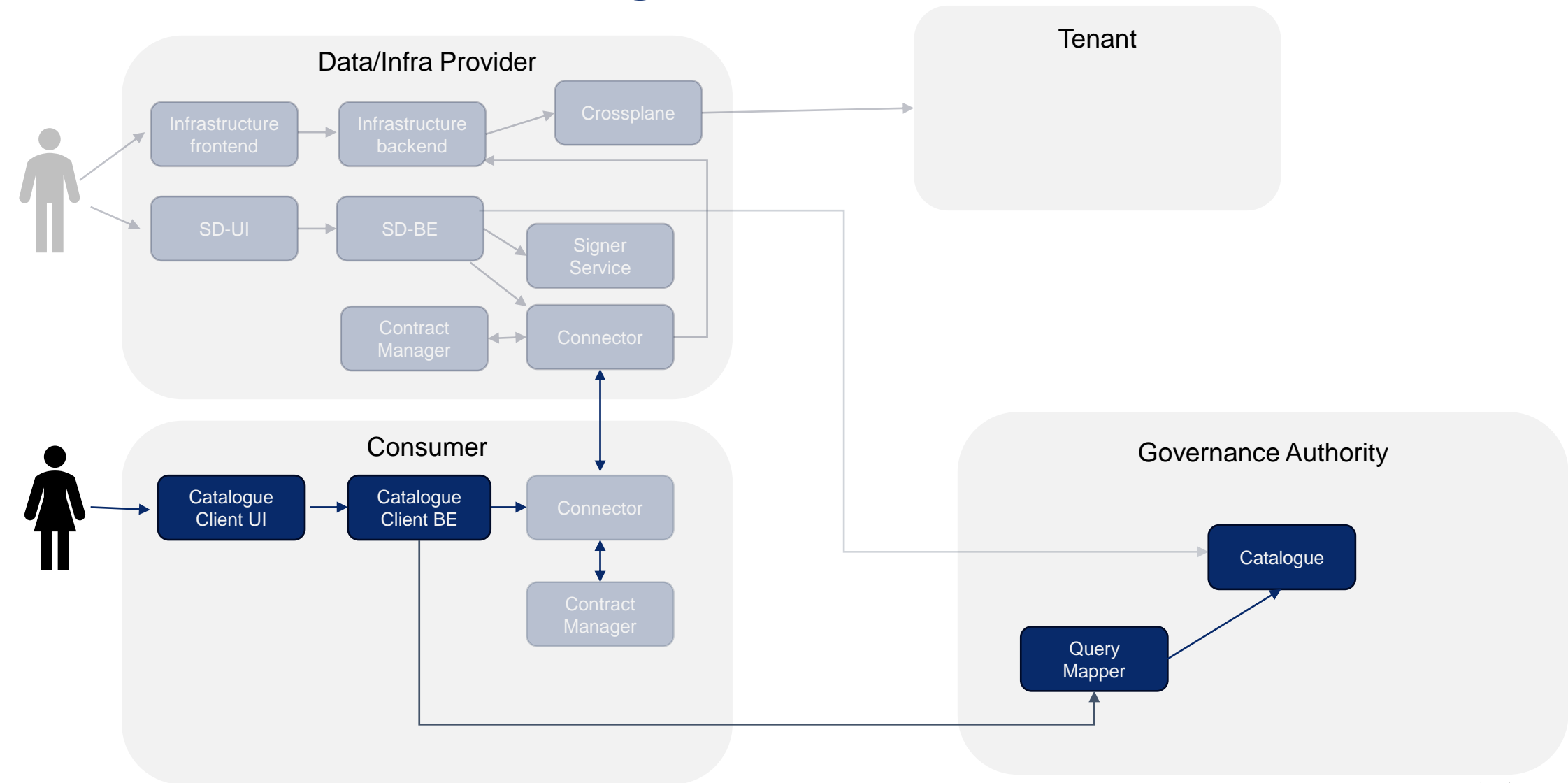
- Show different users with different access levels, searching for Resource Descriptions that they do/don't have access to.
- Show Quick Search and Advanced Search.

5

## Consumption

- Requesting and receiving a dataset via connector (traditional data space use case)
- Reviewing the offers and their policies, contracting and accessing the resource (Bundle).

# Search of Service Offering



# Agenda

Break out: Use of a data space

1

## Simplified Architecture

- Fundamental architecture concepts.

2

## Deployment Scripts

- Explaining Deployment Scripts and their structure.
- How to add deployment scripts and How to add infra or bundle offerings to the catalogue.

3

## Creating and Adding Service Offerings

- Explaining usage and access policies and their types.
- Using identity attributes with access policies.
- Validation process for the Self-Descriptions.

4

## Search of Service Offering

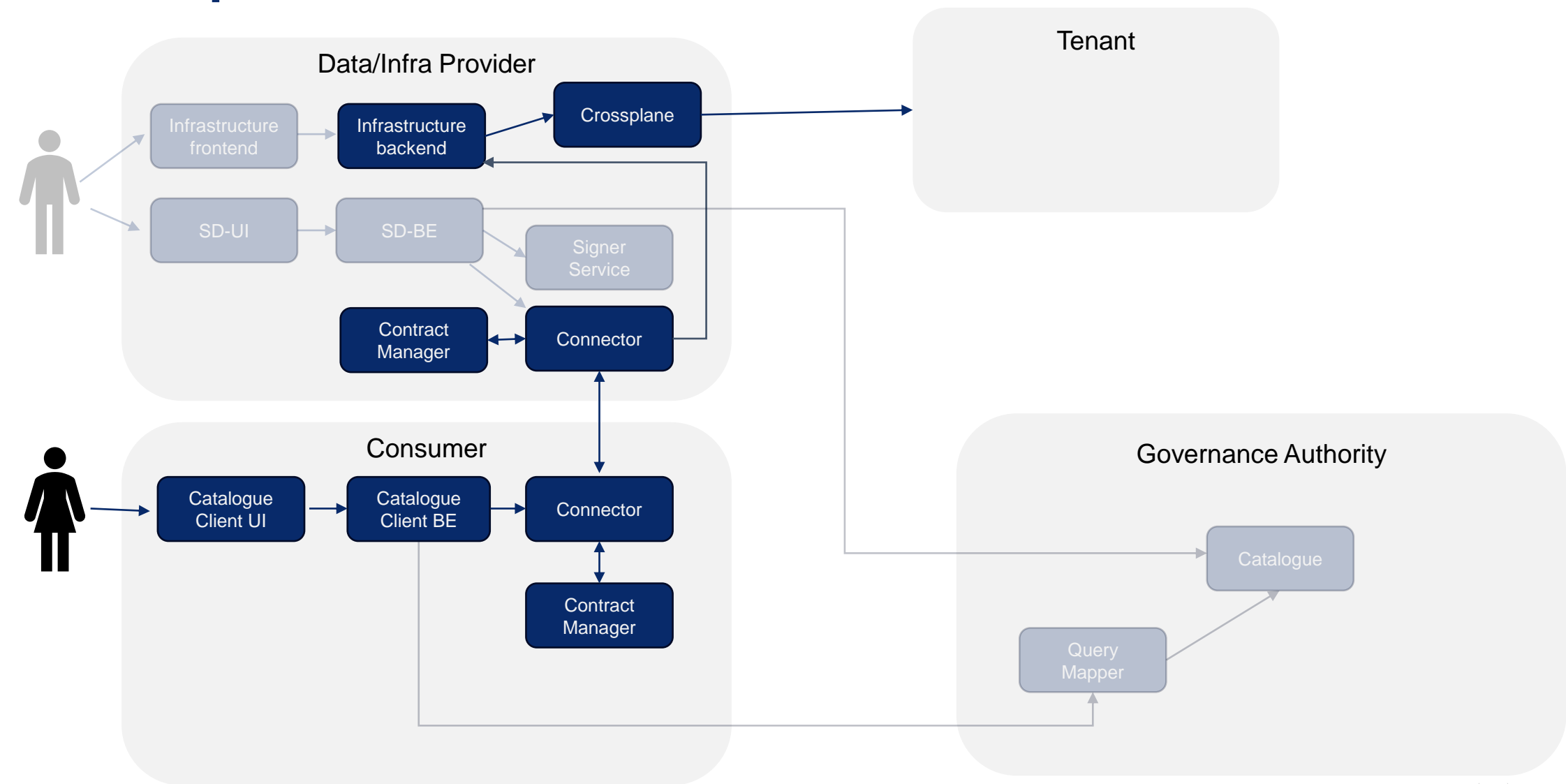
- Show different users with different access levels, searching for Resource Descriptions that they do/don't have access to.
- Show Quick Search and Advanced Search.

5

## Consumption

- Requesting and receiving a dataset via connector (traditional data space use case)
- Reviewing the offers and their policies, contracting and accessing the resource (Bundle).

# Consumption



# Break

---

Simpl Annual Community Event  
will resume at 15:20

# Enabling value through Simpl

Non-  
Technical

Parallel Workshops  
Simpl Annual Community Event

# Enabling value through Simpl

## Introducing the Speakers



**Ilya Koshkin**  
Engagement Manager,  
Sovereign-X



**Ana Juan Ferrer**  
Project Owner Simpl-Labs,  
DG CNECT European Commission



**Nikolaos Lagos**  
Data Strategy Consultant,  
Indra



**Matthijs Punter**  
Blueprint Architect,  
Data Spaces Support Centre



**Coen Janssen**  
Policy Officer,  
DG CNECT European Commission



**Malte Beyer-Katzenberger**  
Team Leader  
DG CNECT European Commission

# Agenda

Enabling value through Simpl

1

## Data Spaces and Simpl for AI

How can Simpl leverage AI to enhance data spaces?



Ana Juan Ferrer

2

## Models of Data Spaces

How Simpl can support **all** European Data Spaces and beyond?



Nikolaos Lagos



Matthijs Punter

3

## Data Value Chain

How does Simpl enhance the economic value of data in European Data Spaces?



Coen Janssen

4

## Legal Aspects in Dataspaces

How can Simpl help navigate legal challenges in data spaces and ensure compliance?



Malte Beyer-Katzenberger



Non-technical Workshop

# Breakout Room Setup

🕒 20 minutes



**By the end of the workshop,  
everyone will have discussed all four topics!**

# Schedule

14:40-15:00

- Round 1

15:20-15:40

- Round 2

15:40-16:00

- Round 3

16:00-16:20

- Round 4

*Coffee break*

**Stay comfortable in your room. The facilitators will come to you.**

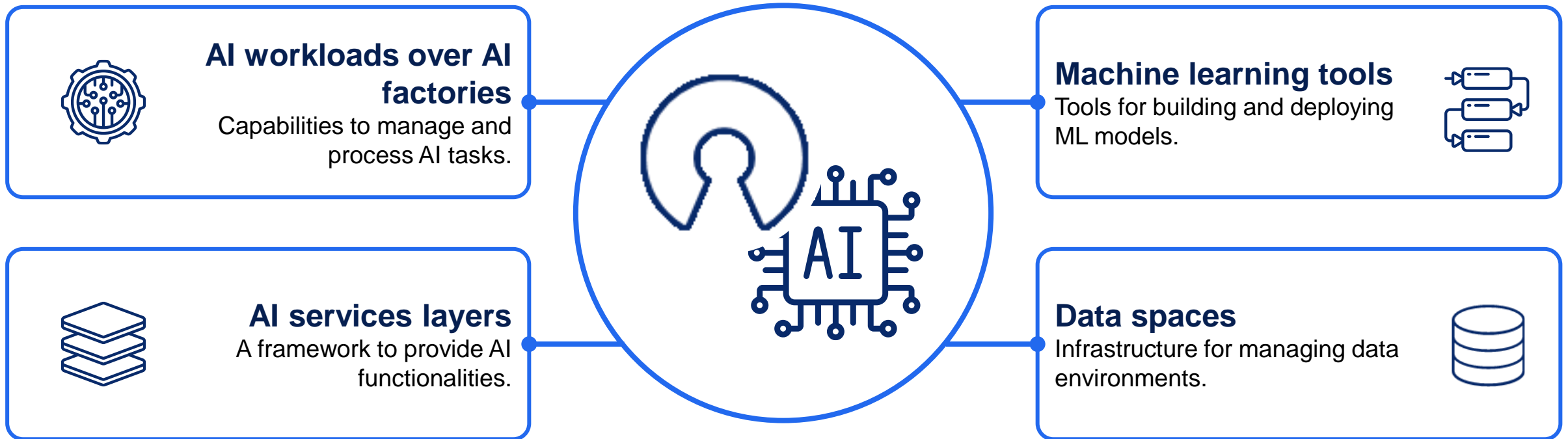
The background is a dark blue field filled with a complex pattern of thin, colorful lines. These lines are primarily vertical but feature numerous U-shaped curves and loops. The colors of the lines include light blue, teal, orange, and magenta. Some lines terminate in small dots of the same color. The overall effect is a dense, abstract, and somewhat organic-looking pattern.

# **Data Spaces and Simpl for AI**

Discussion facilitated by Ana Juan Ferrer

# Data spaces and Simpl for AI

Enhancing Simpl-Open with AI tools and Services



The background is a dark blue field filled with a complex pattern of thin, colorful lines. These lines are primarily vertical but feature numerous U-shaped curves and loops. The colors used include light blue, teal, orange, and magenta. Small white dots are scattered throughout the pattern, often marking the start or end of a line segment or a curve.

# **Models of Data Spaces**

Discussion facilitated by Matthijs Punter and  
Nicolas Lagos

# What is the role of a data space?

Break-out: Models of data spaces



The role of a data space is to enable its participants to share data in ways that are trustworthy, sovereign and secure.

Image "Ambulance passing by", © 2015 Albert Lugosi, <https://flic.kr/p/y8eLnr>



# Data or applications?

Break-out: Models of data spaces



**Data, and the applications using that data, are separate things.**

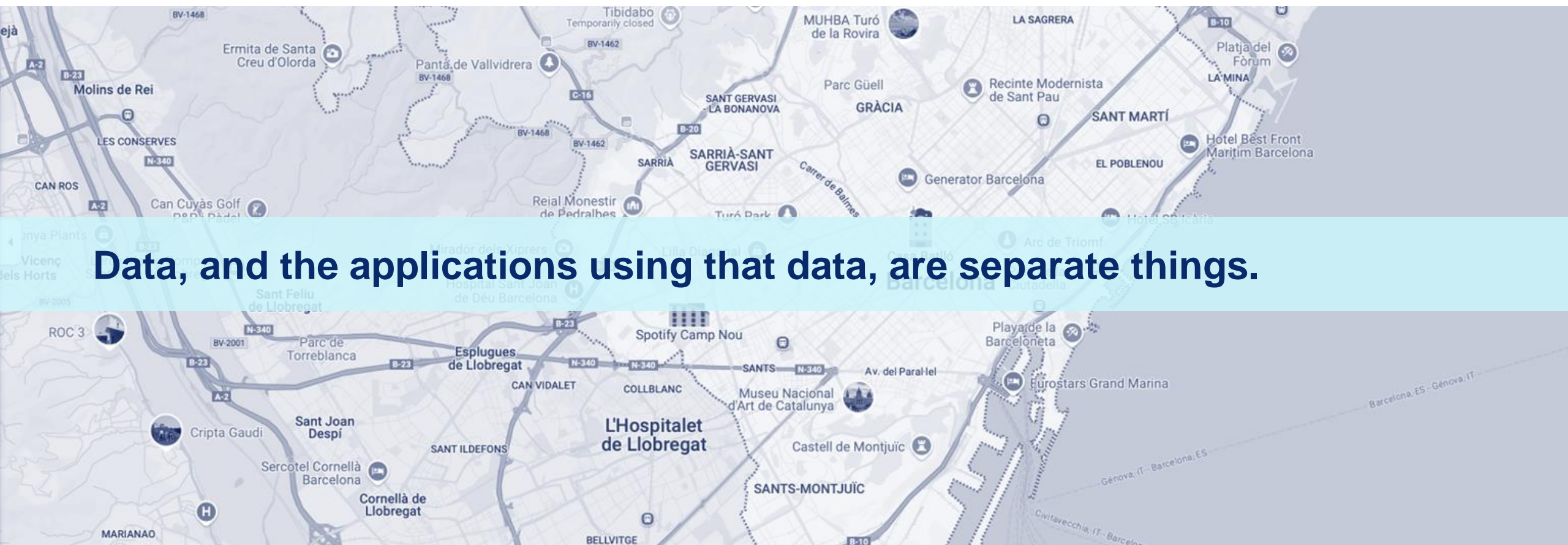


Image "Sign about traffic cameras", © 2015 Erica Fischer, <https://flic.kr/p/ug4V3P>



# Data or applications?

Break-out: Models of data spaces



A screenshot from Google Maps



# Software for data spaces or software for applications?

Break-out: Models of data spaces

**The software providing functionality to the data space is different from the software that implements the applications.**

Image "Data Center", © 2009 Sean Ellis, <https://flic.kr/p/6UDnWP>

# One middleware to serve them all?

Break-out: Models of data spaces

**The same software - Simpl-Open - can provide data space functionality to all data spaces.**



# **Data Value Chains**

Discussion facilitated by Coen Janssen

# Data Value Chains

## Discussion topic

One of the key objectives of Simpl is to support Common European Data Spaces and the European data economy.

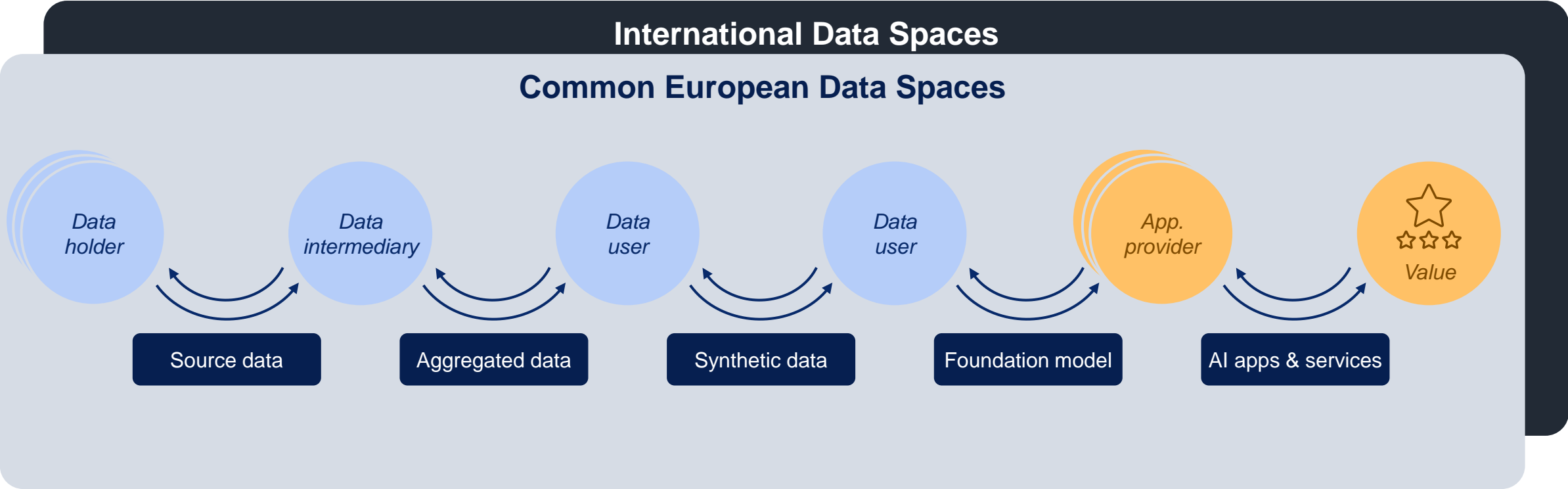
**Data Products** and **Data Transactions** underscore the economic value (both monetary and non-monetary) of data. In **Data Value Chains**, data products from various parties are integrated to develop new services and applications.



Which **features** and external **enablers** can assist individual parties in managing their data products, data transactions, and data value chains more effectively?

# Data Value Chains

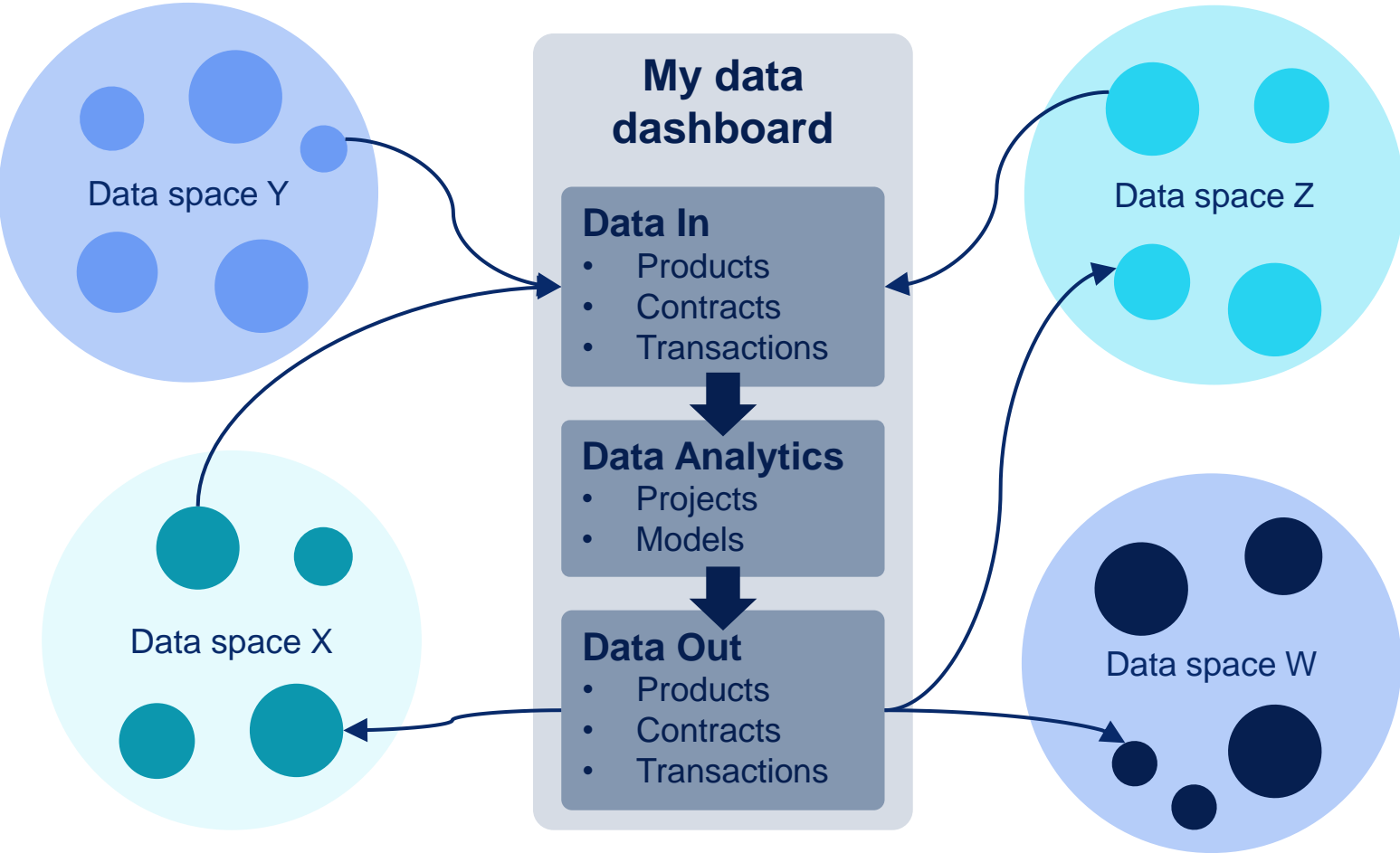
Illustration 1



Trusted data transactions and high-quality data products as cornerstones of trustworthy data value chains.

# Data Value Chains

Illustration 2



# Discussion Outcomes

## Group 1

Key features of Simpl	Key external enablers
1. Location: Coordinates to be used by a number of data spaces.	1.Mindset (alignment).
2. Insight in usage & traceability of the data.	2. Legal aspects: How can we track and enforce rights of use and attribution.
3. Standards on the value clearing house of data transactions (common layer)	3.
4. Value chain composer.	
5. App store.	
6. Controlling the visibility of your data on the catalogue.	
7. Subscribe to changes in data.	

**Notes:**

- Pre-requisite: each person gains more value than alone.
- How can we make sure that there is some value for the one at the beginning of the chain (data source)? How can we keep this motivation going? A monitoring mechanism that collects how often my data is reused and for what?
- “Financial clearing house mechanisms”. What types of exchanges are possible? Money->data, data->data. (“Digital barter”).

# Discussion Outcomes

## Group 2 (Online)

Key features of Simpl	Key external enablers
1. To translate data ontologies from different data spaces; making different data formats adaptable across different DSs.	1. Contractual aspects should be manageable by SME's.
2. "meeting space where "data" can meet? – experimentation env in a dataspace	2. Have measures to check if Providers are Trustful or not. (and Consumers).
3. Traceability across the entire chain	3.
4. Feature for marketplace(s) in future.	

**Notes:**

- Fundamental to have Trust on all the dataspaces. Multiple federated dataspaces – clarity on governance principles.
- Marketplace? If data can be monetized?



# Discussion Outcomes

## Group 3

Key features of Simpl	Key external enablers
1. Support for semantics (minimal interoperable mechanism).	1. Data models for specific domains of data spaces.
2. Support for limited groups with specific use cases.	2.
3. Facilitation for data space onboarding (plug and play for data holders and users).	3.
4. Tracking data quality (ex. Sources) (with metadata)	
5. Federation in-between catalogs.	
6. Support for data transformations.	
<b>Notes:</b> <ul style="list-style-type: none"><li>• There are existing descriptions on how to create data value chains in detail.</li><li>• There are small group relationships (limited groups) where stakeholders do not want to publish their resources on a catalogue.</li><li>• Useful services: Model transformation, from one grid system to another. Data integration (in-between formats). These tools do exist.</li></ul>	

# Discussion Outcomes

## Group 4

Key features of Simpl	Key external enablers
1. Catalog registries (to be able to see how what is available c an complement what you have).	1. Incentives for putting your data out there. (Monetary and no n-monetary). It may be enabled by trust, governance, but the end goal is fundamental (think about the enablement of monet ary systems).
2. Gateway to non-eu data spaces	2. Clarity in international rules
3. How do we return the value of the end products to all the st akeholders in the data value chain?	3.
4. Tools to verify the (semantic) quality of data.-> Scoring and predictability of the quality. How to scrutinise said quality?	
5. Data quality verification engine.	
6. Data quality ranking.	

### Notes:

- Simpl covers the bidding part but not the transactional part.
- Should data quality be defined per data space?

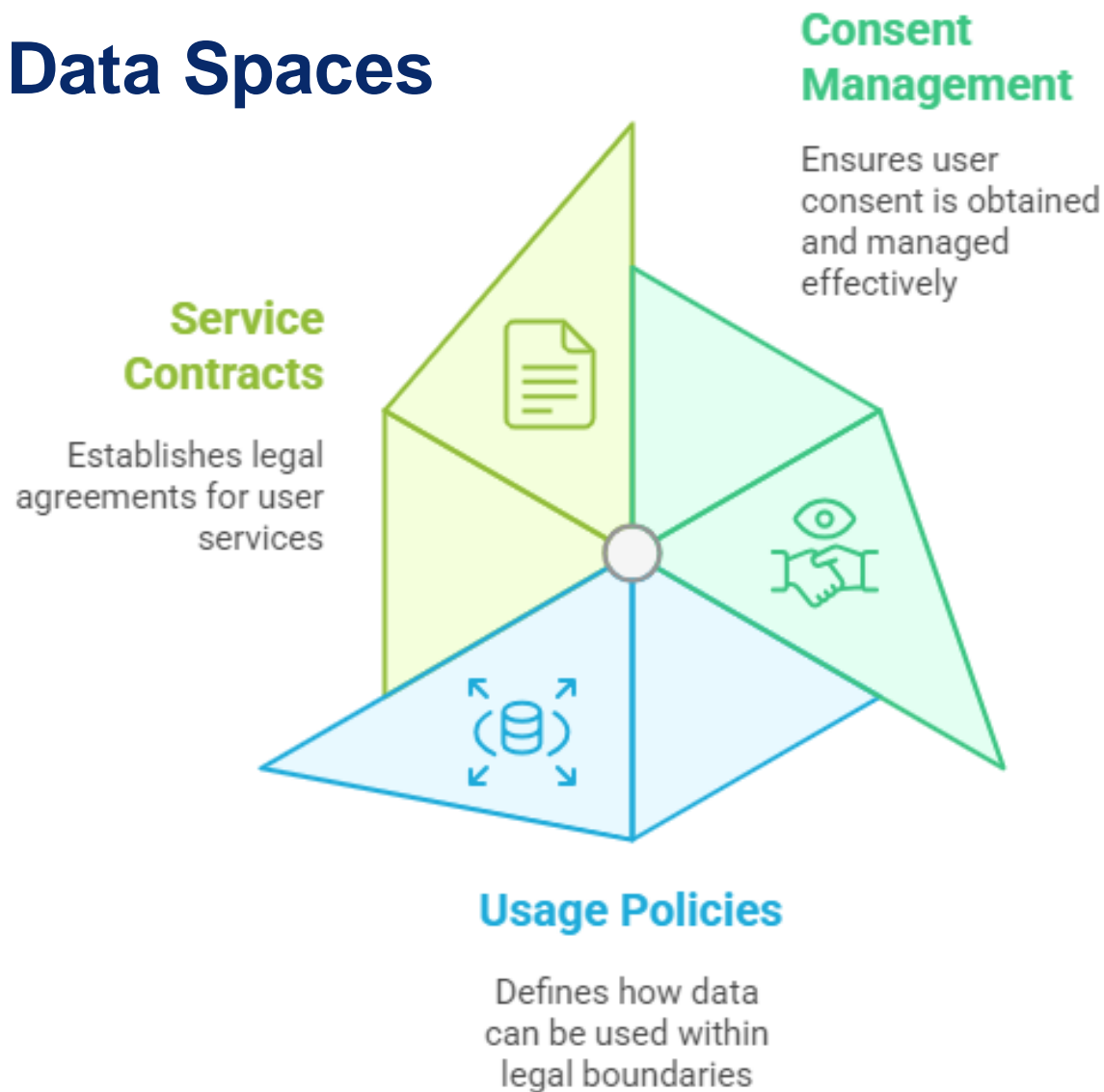
The background is a dark blue field filled with a complex pattern of thin, colorful lines. These lines are primarily vertical but feature a variety of shapes, including loops, curves, and small dots. The colors used for the lines include light blue, teal, orange, and magenta. The overall effect is a dense, abstract, and modern digital aesthetic.

# **Legal aspects in data spaces**

Discussion facilitated by Malte Beyer-Katzenberger

# Legal aspects in Data Spaces

## Illustration



# Break

---

Simpl Annual Community Event  
will resume at 15:20

# Break

---

Simpl Annual Community Event  
will resume at 16:40

# Wrap up

Simpl Annual Community Event

# Wrap-up

## Introducing the Speakers



**Valentina Staveris**  
Programme Coordinator,  
DG CNECT European Commission



**Nicolas Auricchio**  
Lead Architect Simpl-Open,  
Sovereign-X



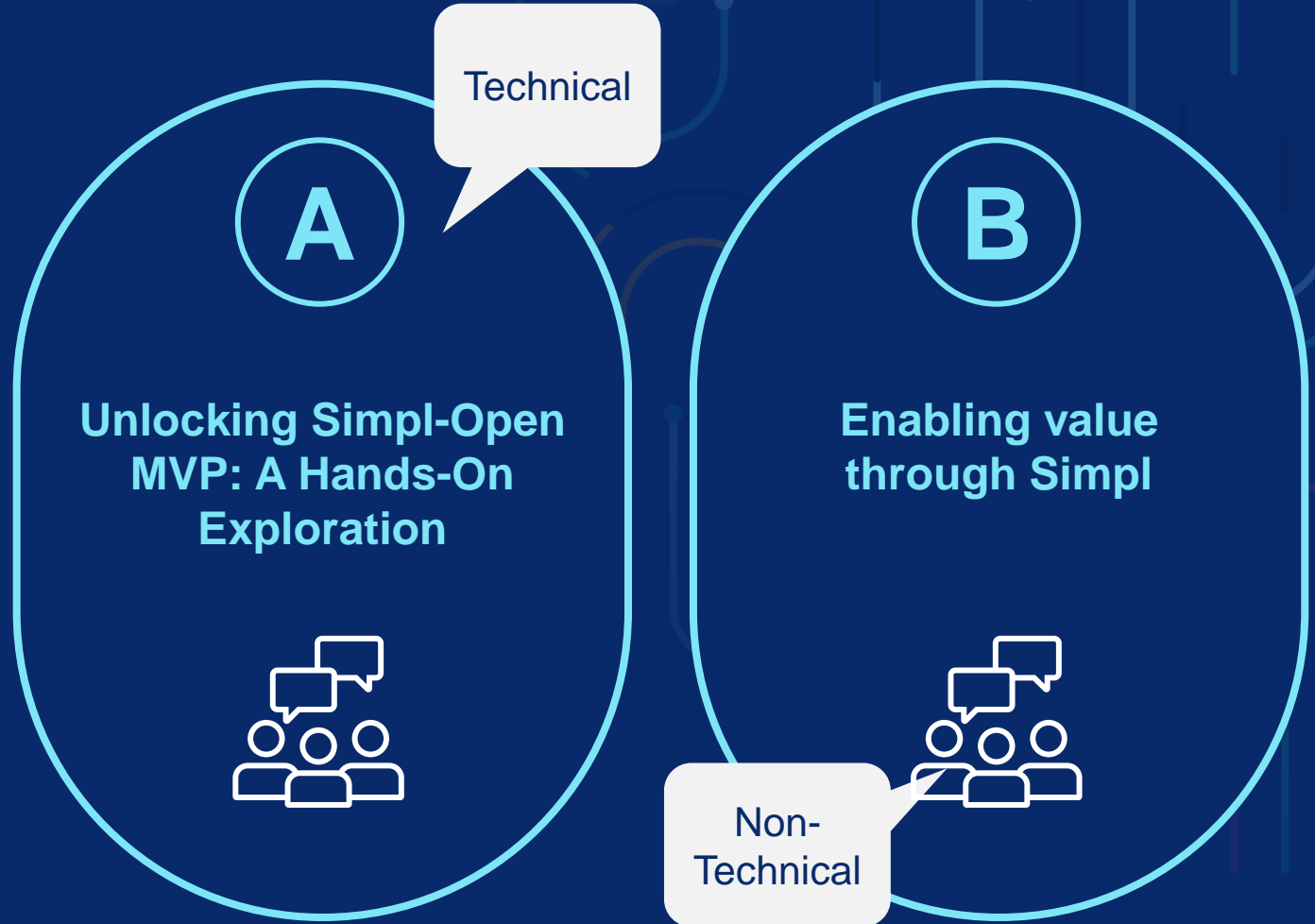
**Ilya Koshkin**  
Engagement Manager,  
Sovereign-X



# Workshop Recap

---

How was the  
discussion at the  
workshops?



Get involved and participate

# It's Simpl!



## Webinars & Workshops

Join technical and business sessions, online and in person.



## Website

Visit our website for Simpl documentation, requirements and latest news.



## Social Media

Join and engage with our growing community!



## Forum

Keep a look out for Simpl's forum launch! Coming soon!



## Surveys

Help us improve!



## Code Repository

Check out and review the code!



Scan me for more information about Simpl



# Closing note

Manuel Mateo Goyet

# Closing Note

Introducing the Speaker



**Manuel Mateo Goyet**

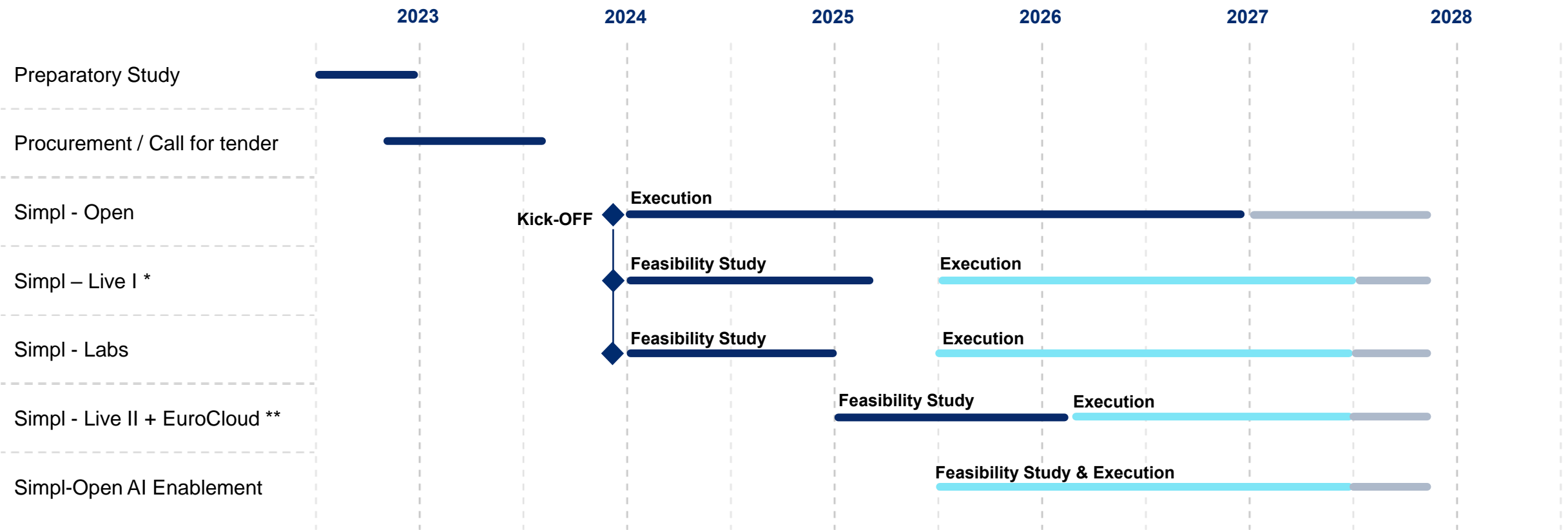
Acting Head of Unit Cloud and Software

DG CNECT European Commission

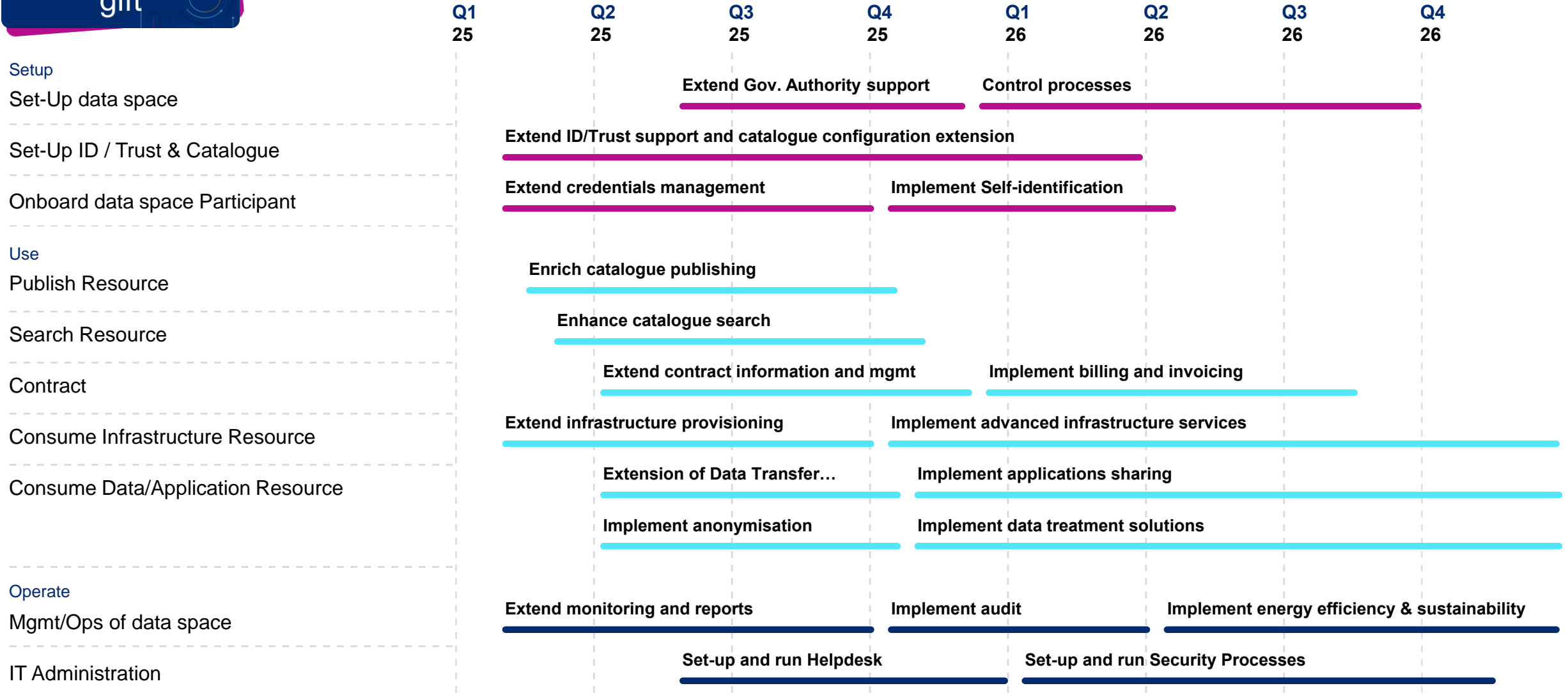
# The Simpl Programme Roadmap

Simpl-Open, Simpl-Live, and Simpl-Labs

- Committed scope
- Possible Follow up - Implementation of Simpl Live/Labs; Simpl-Live Feasibility Studies for new data space initiatives
- Potential next step still to be validated

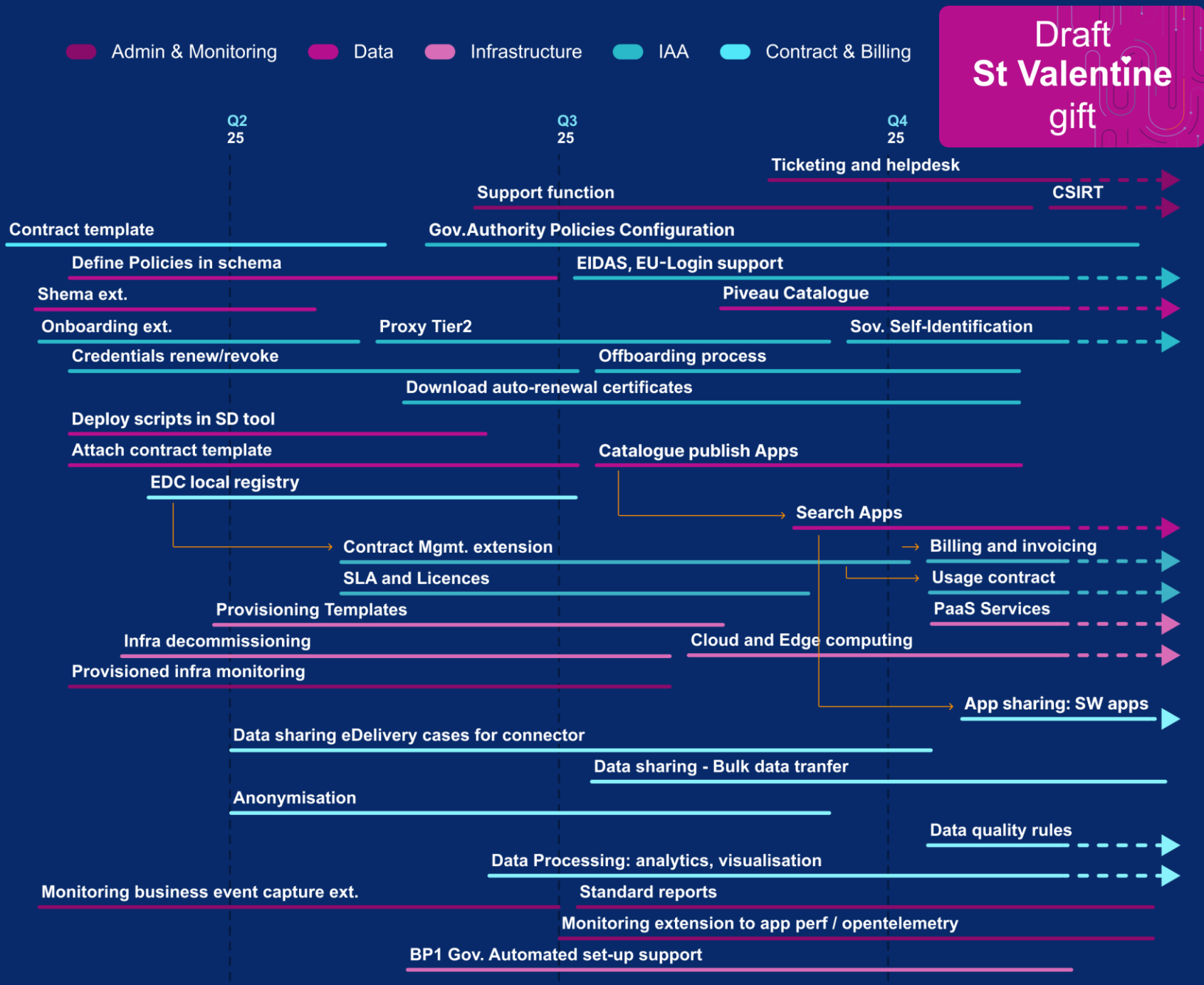


\* Data spaces included: PPDS, EHDS2, LDS, EOSC, DestinE, SCDS    \*\* Data spaces included: CEADS, GDDS, CEMDS, CEEDS



# Simpl-Open roadmap 2025

Setup	Q1 25
Set-Up Dataspace	
Set-Up ID/Trust & Catalogue	
Onboard Dataspace Participant	
Use	
Publish Resource	
Search Resource	
Contract	
Consume Infrastructure Resource	
Consume Data/Application Resource	
Operate	
Mgmt/Ops of Dataspace	
IT Administration	



# Unanswered questions 1/3

Anonymous

What is the scope of the Personal Data Handling? Is it aligned with guidelines from the EDPB & data protection authorities re exercise of data subject rights?

Matthijs Punter

With Simpl being a gateway between dataspace: how to deal with any legal/contractual matters? Will Simpl provide guidance?

Anonymous

Are you aligned with DSSC blueprint? It was not mentioned during the presentation nor during the demo.



# Unanswered questions 2/3

Josep Blanch

Can you tell more on Eurocloud and the relevance for Public Sector ?

Mark Dietrich

For the 1st 6 feasibility studies, the MVP spec was not available. Now that this exists will you update the gap analyses?

# Unanswered questions 3/3 Collaboration

Anonymous

Could be introduced in the open Simpl catalog, tools developed by third companies? These tools should be free or can have a price?

Anonymous

You say no procedures and consent licenses are still missing, are you working with existing live frameworks like iSHARE to not reinvent the wheel there?

Emmanuel MONDON

How bottom-up approaches such as Location Data Space and Space Data Space (not yet Common European Data Spaces) could interact with Simpl Live?

Anonymous

Do you plan to merge your forces with some European other initiatives like you?



Mark the date!

# Simpl Annual Community Event

29 January 2026







European  
Commission

# How to keep people engaged after the event?

